



QUARTERLY INVESTMENT REPORT

For the Quarter Ended

March 31, 2016

Prepared by
Valley View Consulting, L.L.C.

The investment portfolio of the City of Keller is in compliance with the Public Funds Investment Act and the Investment Policy and Strategies.


Director of Finance - Investment Officer


Mayor


City Manager

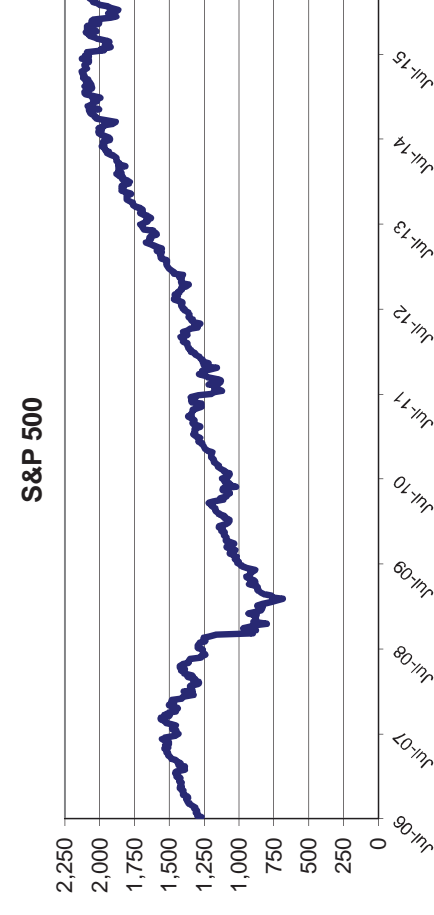
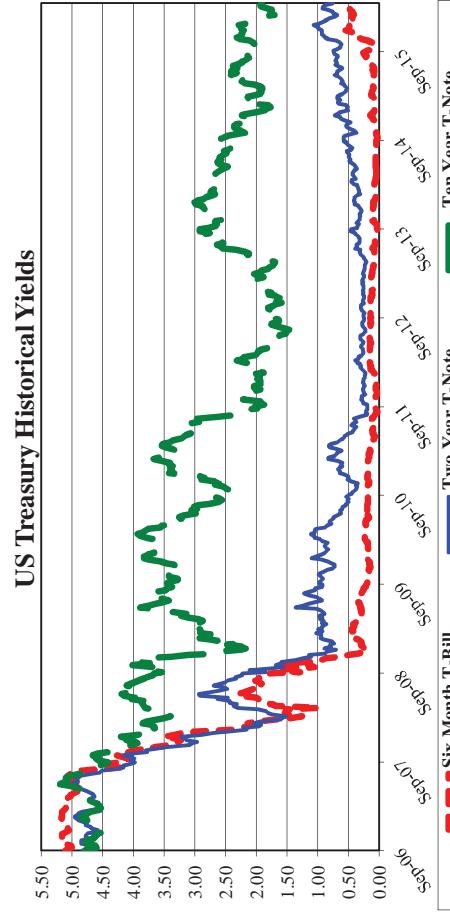
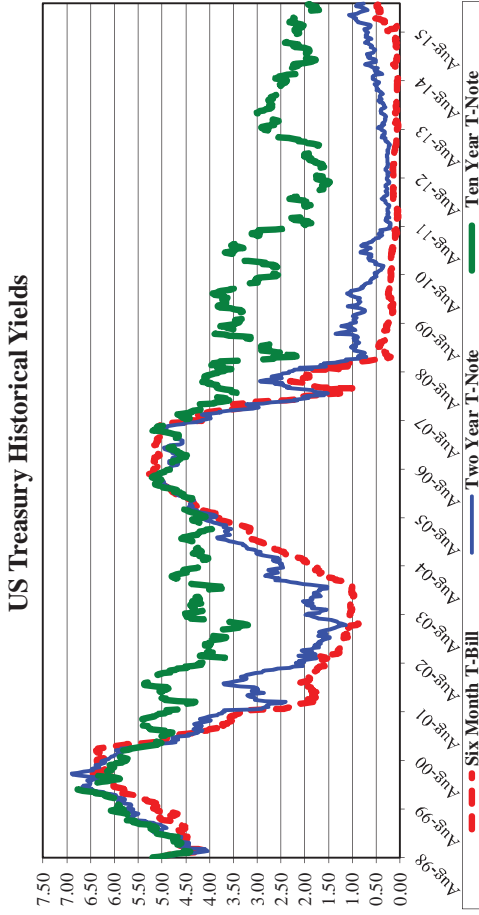
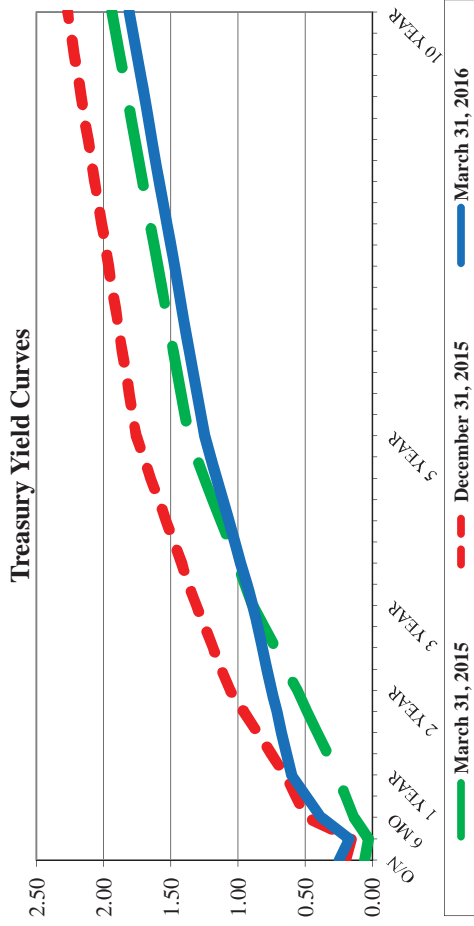
Council Member


Assistant Director of Finance - Investment Officer

Council Member

Disclaimer: These reports were compiled using information provided by the City. No procedures were performed to test the accuracy or completeness of this information. The market values included in these reports were obtained by Valley View Consulting, L.L.C. from sources believed to be accurate and represent proprietary valuation. Due to market fluctuations these levels are not necessarily reflective of current liquidation values. Yield calculations are not determined using standard performance formulas, are not representative of total return yields and do not account for investment advisor fees.

The Federal Open Market Committee (FOMC) maintained the Fed Funds target range of 0.25% - 0.50% (actual Fed Funds are trading +/-37 bps). The March FOMC Meeting Statement (and subsequent releases) indicated concerns about economic growth prospects and reported lower projections than previously set. The futures market anticipates limited probability of additional rate increases prior to December. International concerns dominate the uncertainty. US data reflects continuing, modest US growth. The Yield Curve flattened due to the longer-term, lackluster worldwide expansion outlook. Taxable municipal bonds or CDs offer the best interest earnings opportunity, if available.



Summary

Quarter End Results by Investment Category:

Asset Type	March 31, 2016			December 31, 2015		
	Ave. Yield	Book Value	Market Value	Book Value	Market Value	Market Value
Demand Accounts	0.74%	\$ 3,089,575	\$ 3,089,575	\$ 648,295	\$ 648,295	648,295
NOW/MMA/Pools	0.37%	28,736,944	28,736,944	33,244,888	33,244,888	33,244,888
Certificates of Deposit	0.85%	29,307,985	29,307,985	31,767,755	31,767,755	31,767,755
Securities	0.82%	13,535,136	13,553,681	10,652,764	10,648,783	10,648,783
Totals		\$ 74,669,640	\$ 74,688,185	\$ 76,313,702	\$ 76,309,721	

Average Yield - Current Quarter (1)

Total Portfolio	0.61%
Rolling Three Mo. Treas. Yield	0.29%
Rolling Six Mo. Treas. Yield	0.39%

Quarterly Interest Income	\$ 106,775	Approximate
Year-to-date Interest Income	\$ 189,512	Approximate

Fiscal Year-to-Date Average Yield (2)

Total Portfolio	0.55%
Rolling Three Mo. Treas. Yield	0.21%
Rolling Six Mo. Treas. Yield	0.32%
Quarterly TexPool Yield	0.26%

(1) Average Yield calculated using quarter end report yields and adjusted book values and does not reflect a total return analysis or account for advisory fees.

(2) Fiscal Year-to-Date Average Yields calculated using quarter end report yields and adjusted book values and does not reflect a total return analysis or account for advisory fees.

Investment Holdings
March 31, 2016

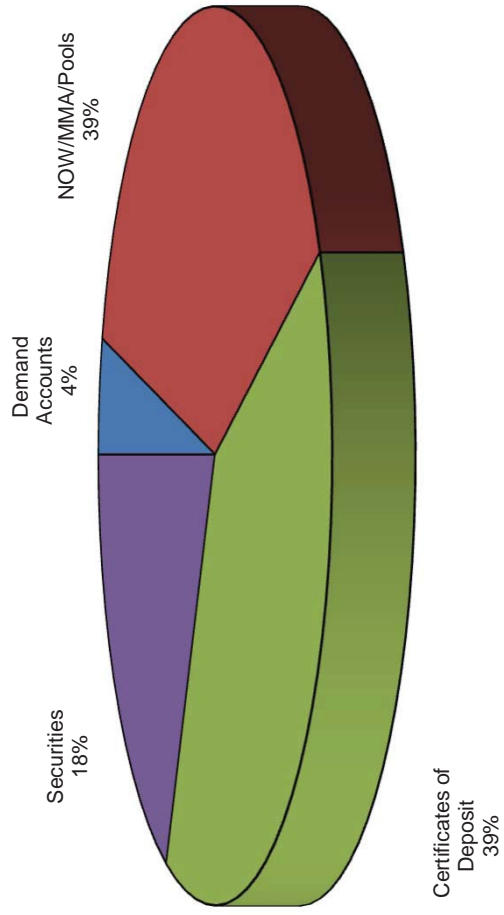
Description	Ratings	Coupon/ Discount	Maturity Date	Settlement Date	Face Amount/ Par Value	Book Value	Market Price	Market Value	Life (Day)	Yield
Frost DDA (3)		0.74%	04/01/16	03/31/16	\$ 2,842,266	\$ 2,842,266	1.00	\$ 2,842,266	1	0.74%
Southwest Bank DDA		0.70%	04/01/16	03/31/16	247,309	247,309	1.00	247,309	1	0.70%
Southwest Bank ICS		0.25%	04/01/16	03/31/16	1,762,721	1,762,721	1.00	1,762,721	1	0.25%
Comerica MMA 0330		0.15%	04/01/16	03/31/16	200,820	200,820	1.00	200,820	1	0.15%
SSB MMA 1332		0.47%	04/01/16	03/31/16	2,741,172	2,741,172	1.00	2,741,172	1	0.47%
SSB MMA 7888		0.47%	04/01/16	03/31/16	3,554,022	3,554,022	1.00	3,554,022	1	0.47%
TexPool	AAAmm	0.33%	04/01/16	03/31/16	18,575,325	18,575,325	1.00	18,575,325	1	0.33%
LOGIC	AAAmm	0.52%	04/01/16	03/31/16	1,902,884	1,902,884	1.00	1,902,884	1	0.52%
SUBTOTAL					\$ 31,826,519	\$ 31,826,519		\$ 31,826,519	1	0.40%
									(1)	(2)
Houston Comm College	Aa2	0.62%	04/15/16	04/16/14	500,000	500,000	100.01	500,055	15	0.62%
Southside Bank CD		0.25%	04/24/16	07/24/15	402,162	402,162	100.00	402,162	24	0.25%
Comerica Bank CD		0.64%	05/23/16	05/22/14	1,517,721	1,517,721	100.00	1,517,721	53	0.64%
Southwest Bank CDARS		0.65%	06/16/16	06/18/14	1,517,518	1,517,518	100.00	1,517,518	77	0.65%
LegacyTexas Bank CD		0.60%	07/07/16	01/07/16	3,002,960	3,002,960	100.00	3,002,960	98	0.60%
Texas Security Bank CD		0.55%	08/24/16	11/24/15	1,002,992	1,002,992	100.00	1,002,992	146	0.55%
Texas Security Bank CD		0.55%	08/25/16	11/25/15	2,005,984	2,005,984	100.00	2,005,984	147	0.55%
BTH Bank CDARS		0.75%	09/22/16	09/25/14	1,775,092	1,775,092	100.00	1,775,092	175	0.75%
BTH Bank CD		0.75%	09/25/16	09/25/14	247,768	247,768	100.00	247,768	178	0.75%
Comerica Bank CD		0.78%	10/10/16	04/10/14	1,522,600	1,522,600	100.00	1,522,600	193	0.78%
Comerica Bank CD		0.74%	10/24/16	10/22/14	2,080,020	2,080,020	100.00	2,080,020	207	0.74%
FNMA	AA+	1.38%	11/15/16	03/31/14	2,500,000	2,509,456	100.52	2,512,875	229	0.76%
Comerica Bank CD		0.81%	11/22/16	05/22/14	1,522,462	1,522,462	100.00	1,522,462	236	0.81%
FHLB	AA+	0.75%	12/09/16	12/04/15	5,000,000	5,030,077	100.65	5,032,470	253	0.75%
Wallis State Bank CD		0.75%	03/09/17	03/09/16	1,100,000	1,100,000	100.00	1,100,000	343	0.75%
Treasury Note		0.75%	03/15/17	03/31/14	1,500,000	1,498,182	100.11	1,501,583	349	0.88%
Comerica Bank CD		0.84%	03/23/17	03/23/15	2,549,057	2,549,057	100.00	2,549,057	357	0.84%
BTH Bank CDARS		0.80%	03/30/17	03/31/16	2,018,075	2,018,075	100.00	2,018,075	364	0.80%
FNMA	AA+	0.75%	04/20/17	01/07/16	2,000,000	1,996,766	99.96	1,999,242	385	0.90%
Comerica Bank CD		0.66%	04/24/17	04/22/15	2,033,993	2,033,993	100.00	2,033,993	389	0.66%
Independent Bank CD		0.85%	05/27/17	08/27/15	1,004,290	1,004,290	100.00	1,004,290	422	0.85%
Texas Security Bank CD		1.05%	06/24/17	08/06/15	1,000,000	1,000,000	100.00	1,000,000	450	1.05%
Comerica Bank CD		0.79%	07/24/17	07/22/15	1,005,293	1,005,293	100.00	1,005,293	480	0.79%
Texas Security Bank CD		1.09%	08/24/17	08/26/15	1,000,000	1,000,000	100.00	1,000,000	511	1.09%
FHLMC	AA+	1.00%	07/28/17	01/07/16	2,000,000	2,000,655	100.00	2,007,456	484	0.98%
Southside Bank CD		1.12%	01/08/18	01/08/16	1,000,000	1,000,000	100.00	1,000,000	648	1.12%
SUBTOTAL					\$ 42,807,985	\$ 42,843,121		\$ 42,861,665	276	0.77%
									(1)	(2)
TOTAL					\$ 74,634,504	\$ 74,669,640		\$ 74,688,185	159	0.61%
									(1)	(2)

(1) Weighted average life - For purposes of calculating weighted average life, bank accounts, pools and money market funds are assumed to have an one day maturity.

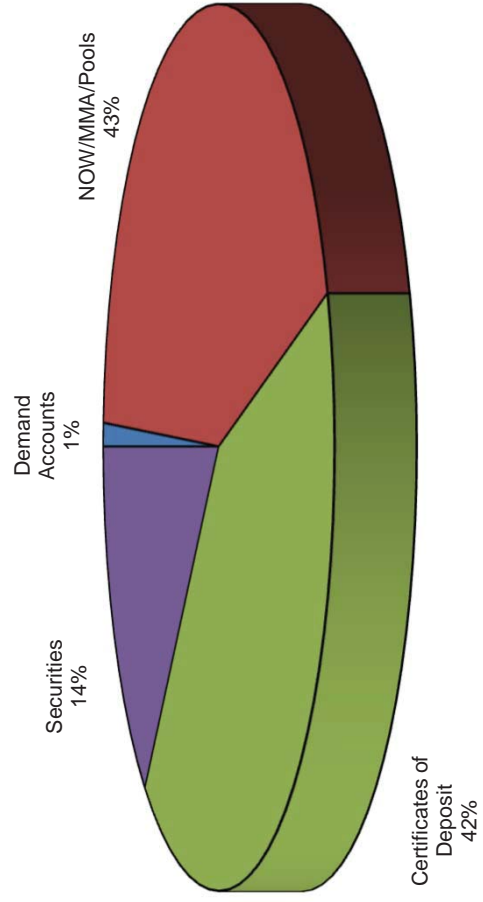
(2) Weighted average yield to maturity - The weighted average yield to maturity is based on adjusted book value, realized and unrealized gains/losses and investment advisory fees are not considered. The yield for the reporting month is used for bank accounts, pools, and money market funds.

(3) Earnings Credit Rate - The City's Frost DDA accrues earnings credit to offset service charges and fees. No hard interest is paid.

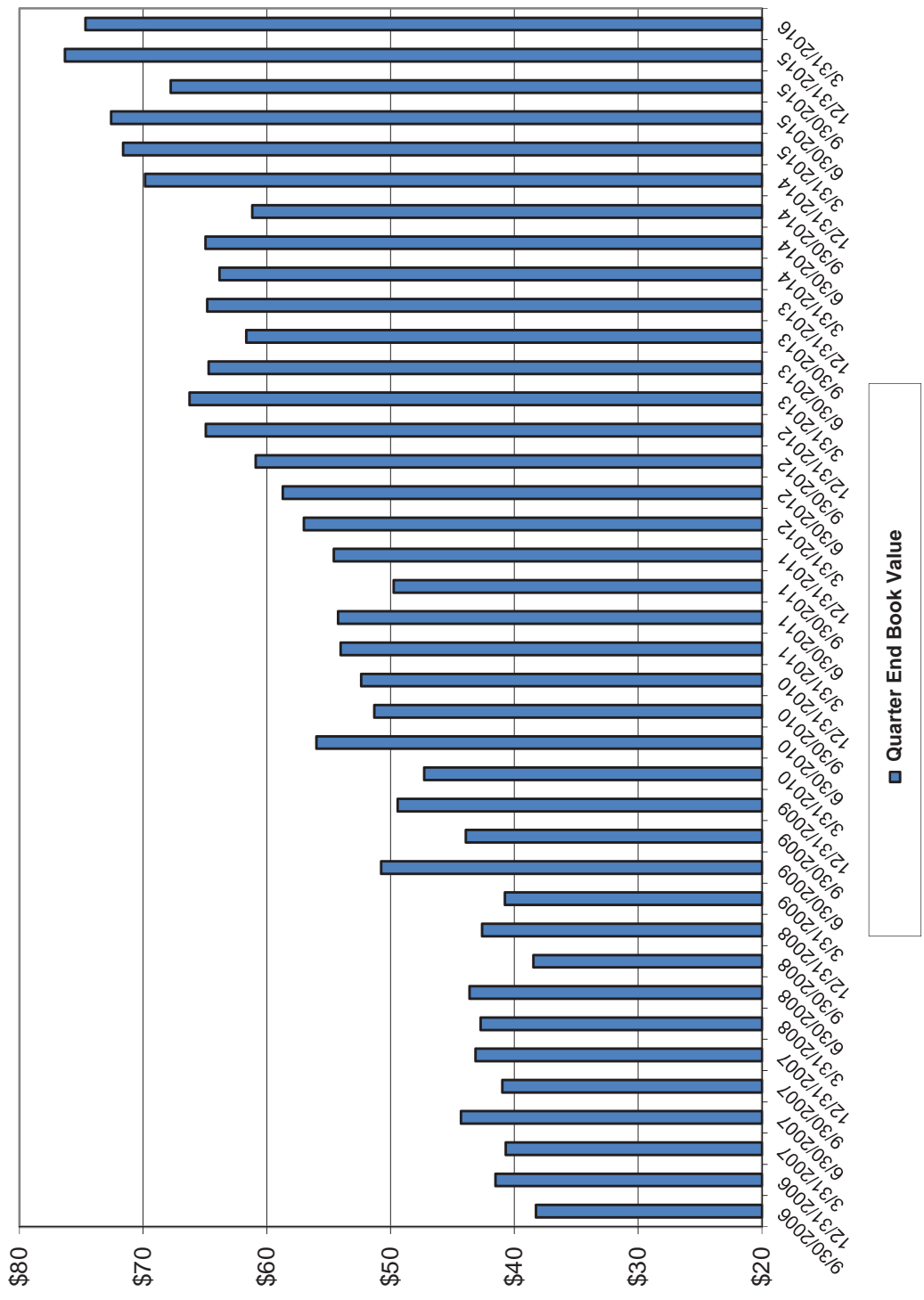
**Portfolio Composition
Current Quarter**



**Portfolio Composition
Previous Quarter**



Total Portfolio (in Millions)



Book Value Comparison

Description	Coupon/ Discount	Maturity Date	December 31, 2015		March 31, 2016	
			Face Amount/ Par Value	Book Value	Face Amount/ Par Value	Book Value
Frost DDA	0.74%	04/01/16	\$ 401,378	\$ 401,378	\$ -	\$ 2,842,266
Southwest Bank DDA	0.70%	04/01/16	246,917	246,917	392	247,309
Southwest Bank ICS	0.25%	04/01/16	1,761,623	1,761,623	1,098	1,762,721
Comerica MMA 0330	0.15%	04/01/16	5,210,656	5,210,656	(5,009,835)	200,820
SSB MMA 1332	0.47%	04/01/16	2,738,142	2,738,142	3,030	2,741,172
SSB MMA 7888	0.47%	04/01/16	3,550,093	3,550,093	3,929	3,554,022
TexPool	0.33%	04/01/16	18,589,224	18,589,224	(13,899)	18,575,325
LOGIC	0.52%	04/01/16	1,395,151	1,395,151	507,733	1,902,884
Comerica Bank CD	0.56%	01/04/16	3,032,339	3,032,339	(3,032,339)	-
Travis County TX Bond	0.35%	03/01/16	1,100,000	1,100,947	(1,100,947)	-
Comerica Bank CD	0.56%	03/11/16	4,059,276	4,059,276	(4,059,276)	-
BTH Bank CDARS	0.60%	03/24/16	2,015,279	2,015,279	(2,015,279)	-
Southside Bank CD	0.25%	03/28/16	505,478	505,478	(505,478)	-
Houston Comm College	0.62%	04/15/16	500,000	500,000	-	500,000
Southside Bank CD	0.25%	04/24/16	401,908	401,908	253	402,162
Comerica Bank CD	0.64%	05/23/16	1,515,302	1,515,302	2,419	1,517,721
Southwest Bank CDARS	0.65%	06/16/16	1,515,060	1,515,060	2,457	1,517,518
Legacy Texas Bank CD	0.60%	07/07/16	-	-	3,002,960	3,002,960
Texas Security Bank CD	0.55%	08/24/16	1,002,992	1,002,992	1,002,992	1,002,992
Texas Security Bank CD	0.55%	08/25/16	2,005,984	2,005,984	2,005,984	2,005,984
BTH Bank CDARS	0.75%	09/22/16	1,771,776	1,771,776	3,316	1,775,092
BTH Bank CD	0.75%	09/25/16	247,306	247,306	463	247,768
Comerica Bank CD	0.78%	10/10/16	1,519,643	1,519,643	2,957	1,522,600
Comerica Bank CD	0.74%	10/24/16	2,076,188	2,076,188	3,833	2,080,020
FNMA	1.38%	11/15/16	2,500,000	2,513,213	(3,758)	2,509,456
Comerica Bank CD	0.81%	11/22/16	1,519,391	1,519,391	3,070	1,522,462
FHLB	0.75%	12/09/16	5,000,000	5,040,895	(10,818)	5,030,077
Wallis State Bank CD	0.75%	03/09/17	-	-	1,100,000	1,100,000
Treasury Note	0.75%	03/15/17	1,500,000	1,497,708	474	1,498,182
Comerica Bank CD	0.84%	03/23/17	2,543,726	2,543,726	5,331	2,549,057
BTH Bank CDARS	0.80%	03/30/17	-	-	2,018,075	2,018,075
FNMA	0.75%	04/20/17	-	-	1,996,766	1,996,766
Comerica Bank CD	0.66%	04/24/17	2,030,649	2,030,649	3,343	2,033,993
Independent Bank CD	0.85%	05/27/17	1,002,142	1,002,142	2,147	1,004,290
Texas Security Bank CD	1.05%	06/24/17	1,000,000	1,000,000	1,000,000	1,000,000
Comerica Bank CD	0.79%	07/24/17	1,003,316	1,003,316	1,977	1,005,293
Texas Security Bank CD	1.09%	08/24/17	1,000,000	1,000,000	-	1,000,000
FHLMC	1.00%	07/28/17	-	-	2,000,655	2,000,655
Southside Bank CD	1.12%	01/08/18	-	-	1,000,000	1,000,000
TOTAL			\$ 76,260,938	\$ 76,313,702	\$ 14,107,567	\$ 74,634,504
					\$ (15,751,629)	\$ 74,669,640

Market Value Comparison

Description	Coupon/ Discount	Maturity Date	December 31, 2015			March 31, 2016		
			Face Amount/ Par Value	Market Value	Qtr to Qtr Change	Face Amount/ Par Value	Market Value	
Frost DDA	0.74%	04/01/16	\$ 401,378	\$ 401,378	\$ 2,440,888	\$ 2,842,266	\$ 2,842,266	
Southwest Bank DDA	0.70%	04/01/16	246,917	246,917	392	247,309	247,309	
Southwest Bank ICS	0.25%	04/01/16	1,761,623	1,761,623	1,098	1,762,721	1,762,721	
Comerica MMA 0330	0.15%	04/01/16	5,210,656	5,210,656	(5,009,835)	200,820	200,820	
SSB MMA 1332	0.47%	04/01/16	2,738,142	2,738,142	3,030	2,741,172	2,741,172	
SSB MMA 7888	0.47%	04/01/16	3,550,093	3,550,093	3,929	3,554,022	3,554,022	
TexPool	0.33%	04/01/16	18,589,224	18,589,224	(13,899)	18,575,325	18,575,325	
LOGIC	0.52%	04/01/16	1,395,151	1,395,151	507,733	1,902,884	1,902,884	
Comerica Bank CD	0.56%	01/04/16	3,032,339	3,032,339	(3,032,339)	-	-	
Travis County TX Bond	0.35%	03/01/16	1,100,000	1,101,045	(1,101,045)	-	-	
Comerica Bank CD	0.56%	03/11/16	4,059,276	4,059,276	(4,059,276)	-	-	
BTH Bank CDARS	0.60%	03/24/16	2,015,279	2,015,279	(2,015,279)	-	-	
Southside Bank CD	0.25%	03/28/16	505,478	505,478	(505,478)	-	-	
Houston Comm College	0.62%	04/15/16	500,000	500,295	(240)	500,000	500,055	
Southside Bank CD	0.25%	04/24/16	401,908	401,908	253	402,162	402,162	
Comerica Bank CD	0.64%	05/23/16	1,515,302	1,515,302	2,419	1,517,721	1,517,721	
Southwest Bank CDARS	0.65%	06/16/16	1,515,060	1,515,060	2,457	1,517,518	1,517,518	
Legacy Texas Bank CD	0.60%	07/07/16	-	-	3,002,960	3,002,960	3,002,960	
Texas Security Bank CD	0.55%	08/24/16	1,002,992	1,002,992	1,002,992	1,002,992	1,002,992	
Texas Security Bank CD	0.55%	08/25/16	2,005,984	2,005,984	2,005,984	2,005,984	2,005,984	
BTH Bank CDARS	0.75%	09/22/16	1,771,776	1,771,776	3,316	1,775,092	1,775,092	
BTH Bank CD	0.75%	09/25/16	247,306	247,306	463	247,768	247,768	
Comerica Bank CD	0.78%	10/10/16	1,519,643	1,519,643	2,957	1,522,600	1,522,600	
Comerica Bank CD	0.74%	10/24/16	2,076,188	2,076,188	3,833	2,080,020	2,080,020	
FNMA	1.38%	11/15/16	2,500,000	2,512,848	28	2,500,000	2,512,875	
Comerica Bank CD	0.81%	11/22/16	1,519,391	1,519,391	3,070	1,522,462	1,522,462	
FHLB	0.75%	12/09/16	5,000,000	5,036,880	(4,410)	5,000,000	5,032,470	
Wallis State Bank CD	0.75%	03/09/17	-	-	1,100,000	1,100,000	1,100,000	
Treasury Note	0.75%	03/15/17	1,500,000	1,497,716	3,867	1,500,000	1,501,583	
Comerica Bank CD	0.84%	03/23/17	2,543,726	2,543,726	5,331	2,549,057	2,549,057	
BTH Bank CDARS	0.80%	03/30/17	-	-	2,018,075	2,018,075	2,018,075	
FNMA	0.75%	04/20/17	-	-	1,999,242	2,000,000	1,999,242	
Comerica Bank CD	0.66%	04/24/17	2,030,649	2,030,649	3,343	2,033,993	2,033,993	
Independent Bank CD	0.85%	05/27/17	1,002,142	1,002,142	2,147	1,004,290	1,004,290	
Texas Security Bank CD	1.05%	06/24/17	1,000,000	1,000,000	1,000,000	1,000,000	1,000,000	
Comerica Bank CD	0.79%	07/24/17	1,003,316	1,003,316	1,977	1,005,293	1,005,293	
Texas Security Bank CD	1.09%	08/24/17	1,000,000	1,000,000	2,007,456	1,000,000	1,000,000	
FHLMC	1.00%	07/28/17	-	-	1,000,000	2,000,000	2,007,456	
Southside Bank CD	1.12%	01/08/18	-	-	1,000,000	1,000,000	1,000,000	
TOTAL			\$ 76,260,938	\$ 76,309,721	\$ (1,621,537)	\$ 74,634,504	\$ 74,688,185	

Allocation
March 31, 2016

Book Value	Investment Total	Consolidated (Pooled)	CCPD	Non-Profit Trust	2012 TWDB CO's	2015 CO's	Unreimbursed Medical
Frost DDA	\$ 2,842,266	\$ 2,806,852	\$ -	\$ 14,631	\$ -	\$ -	\$ 20,783
Southwest Bank DDA	247,309	247,309					
Southwest Bank ICS	1,762,721	1,762,721					
Comerica MMA 0330	200,820	200,820					
SSB MMA 1332	2,741,172	2,741,172					
SSB MMA 7888	3,554,022	3,554,022					
TexPool	18,575,325	16,241,569	2,278,253	30,123	243,385	25,380	
LOGIC	1,902,884	1,659,499					
04/15/16-Houston Comm College	500,000	500,000					
04/24/16-Southside Bank CD	402,162				402,162		
05/23/16-Comerica Bank CD	1,517,721	1,517,721					
06/16/16-Southwest Bank CDARS	1,517,518	1,517,518					
07/07/16-LegacyTexas Bank CD	3,002,960	3,002,960					
08/24/16-Texas Security Bank CD	1,002,992					1,002,992	
08/25/16-Texas Security Bank CD	2,005,984				2,005,984		
09/22/16-BTH Bank CDARS	1,775,092	1,775,092					
09/25/16-BTH Bank CD	247,768	247,768					
10/10/16-Comerica Bank CD	1,522,600	1,522,600					
10/24/16-Comerica Bank CD	2,080,020	2,080,020					
11/15/16-FNMA	2,509,456	2,509,456					
11/22/16-Comerica Bank CD	1,522,462	1,522,462					
12/09/16-FHLB	5,030,077	5,030,077					
03/09/17-Wallis State Bank CD	1,100,000	1,100,000					
03/15/17-Treasury Note	1,498,182	1,498,182					
03/23/17-Comerica Bank CD	2,549,057	2,549,057					
03/30/17-BTH Bank CDARS	2,018,075	2,018,075					
04/20/17-FNMA	1,996,766	1,996,766					
04/24/17-Comerica Bank CD	2,033,993	2,033,993					
05/27/17-Independent Bank CD	1,004,290	1,004,290					
06/24/17-Texas Security Bank CD	1,000,000					1,000,000	
07/24/17-Comerica Bank CD	1,005,293	1,005,293					
08/24/17-Texas Security Bank CD	1,000,000				1,000,000		
07/28/17-FHLMC	2,000,655	2,000,655					
01/08/18-Southside Bank CD	1,000,000	1,000,000					

Totals	\$ 74,669,640	\$ 63,904,775	\$ 5,019,425	\$ 44,755	\$ 3,651,530	\$ 2,028,372	\$ 20,783
---------------	----------------------	----------------------	---------------------	------------------	---------------------	---------------------	------------------

**Allocation
March 31, 2016**

Market Value

	Investment Total	Consolidated (Pooled)	CCPD	Non-Profit Trust	2012 TWDB CO's	2015 CO's	Unreimbursed Medical
Frost DDA	\$ 2,842,266	\$ 2,806,852	\$ -	\$ 14,631	\$ -	\$ -	\$ 20,783
Southwest Bank DDA	247,309	247,309					
Southwest Bank ICS	1,762,721	1,762,721					
Comerica MMA 0330	200,820	200,820					
SSB MMA 1332	2,741,172		2,741,172				
SSB MMA 7888	3,554,022	3,554,022					
TexPool	18,575,325	16,241,569		30,123		25,380	
LOGIC	1,902,884	1,659,499			243,385		
04/15/16-Houston Comm College	500,055	500,055					
04/24/16-Southside Bank CD	402,162				402,162		
05/23/16-Comerica Bank CD	1,517,721	1,517,721					
06/16/16-Southwest Bank CDARS	1,517,518	1,517,518					
07/07/16-LegacyTexas Bank CD	3,002,960	3,002,960					
08/24/16-Texas Security Bank CD	1,002,992					1,002,992	
08/25/16-Texas Security Bank CD	2,005,984				2,005,984		
09/22/16-BTH Bank CDARS	1,775,092	1,775,092					
09/25/16-BTH Bank CD	247,768	247,768					
10/10/16-Comerica Bank CD	1,522,600	1,522,600					
10/24/16-Comerica Bank CD	2,080,020	2,080,020					
11/15/16-FNMA	2,512,875	2,512,875					
11/22/16-Comerica Bank CD	1,522,462	1,522,462					
12/09/16-FHLB	5,032,470	5,032,470					
03/09/17-Wallis State Bank CD	1,100,000	1,100,000					
03/15/17-Treasury Note	1,501,583	1,501,583					
03/23/17-Comerica Bank CD	2,549,057	2,549,057					
03/30/17-BTH Bank CDARS	2,018,075	2,018,075					
04/20/17-FNMA	1,999,242	1,999,242					
04/24/17-Comerica Bank CD	2,033,993	2,033,993					
05/27/17-Independent Bank CD	1,004,290	1,004,290					
06/24/17-Texas Security Bank CD	1,000,000					1,000,000	
07/24/17-Comerica Bank CD	1,005,293	1,005,293					
08/24/17-Texas Security Bank CD	1,000,000				1,000,000		
07/28/17-FHLMC	2,007,456	2,007,456					
01/08/18-Southside Bank CD	1,000,000	1,000,000					
Totals	\$ 74,688,185	\$ 63,923,320	\$ 5,019,425	\$ 44,755	\$ 3,651,530	\$ 2,028,372	\$ 20,783

**Allocation
December 31, 2015**

Book Value	Investment Total	Consolidated (Pooled)	CCPD	Non-Profit Trust	2012 TWDB CO's	2015 CO's	Unreimbursed Medical
Frost DDA	\$ 401,378	\$ 376,081	\$ -	\$ 500	\$ -	\$ -	\$ 24,797
Southwest Bank DDA	246,917	246,917					
Southwest Bank ICS	1,761,623	1,761,623					
Comerica MMA 0330	5,210,656	5,210,656					
SSB MMA 1332	2,738,142		2,738,142				
SSB MMA 7888	3,550,093	3,550,093					
TexPool	18,589,224	16,380,895	1,965,245	222,888		20,196	
LOGIC	1,395,151	1,152,048			243,103		
01/04/16-Comerica Bank CD	3,032,339	3,032,339					
03/01/16-Travis County TX Bond	1,100,947	1,100,947					
03/11/16-Comerica Bank CD	4,059,276	4,059,276					
03/24/16-BTH Bank CDARS	2,015,279	2,015,279					
03/28/16-Southside Bank CD	505,478				505,478		
04/15/16-Houston Comm College	500,000	500,000					
04/24/16-Southside Bank CD	401,908				401,908		
05/23/16-Comerica Bank CD	1,515,302	1,515,302					
06/16/16-Southwest Bank CDARS	1,515,060	1,515,060					
08/24/16-Texas Security Bank CD	1,002,992						
08/25/16-Texas Security Bank CD	2,005,984					1,002,992	
09/22/16-BTH Bank CDARS	1,771,776	1,771,776					
09/25/16-BTH Bank CD	247,306	247,306					
10/10/16-Comerica Bank CD	1,519,643	1,519,643					
10/24/16-Comerica Bank CD	2,076,188	2,076,188					
11/15/16-FNMA	2,513,213	2,513,213					
11/22/16-Comerica Bank CD	1,519,391	1,519,391					
12/09/16-FHLB	5,040,895	5,040,895					
03/15/17-Treasury Note	1,497,708	1,497,708					
03/23/17-Comerica Bank CD	2,543,726	2,543,726					
04/24/17-Comerica Bank CD	2,030,649	2,030,649					
05/27/17-Independent Bank CD	1,002,142	1,002,142					
06/24/17-Texas Security Bank CD	1,000,000					1,000,000	
07/24/17-Comerica Bank CD	1,003,316	1,003,316					
08/24/17-Texas Security Bank CD	1,000,000				1,000,000		
Totals	\$ 76,313,702	\$ 65,182,470	\$ 4,703,387	\$ 223,388	\$ 4,156,473	\$ 2,023,188	\$ 24,797

**Allocation
December 31, 2015**

Market Value	Investment Total	Consolidated (Pooled)	CCPD	Non-Profit Trust	2012 TWDB CO's	2015 CO's	Unreimbursed Medical
Frost DDA	\$ 401,378	\$ 376,081	\$ -	\$ 500	\$ -	\$ -	\$ 24,797
Southwest Bank DDA	246,917	246,917					
Southwest Bank ICS	1,761,623	1,761,623					
Comerica MMA 0330	5,210,656	5,210,656					
SSB MMA 1332	2,738,142		2,738,142				
SSB MMA 7888	3,550,093	3,550,093					
TexPool	18,589,224	16,380,895	1,965,245	222,888		20,196	
LOGIC	1,395,151	1,152,048			243,103		
01/04/16-Comerica Bank CD	3,032,339	3,032,339					
03/01/16-Travis County TX Bond	1,101,045	1,101,045					
03/11/16-Comerica Bank CD	4,059,276	4,059,276					
03/24/16-BTH Bank CDARS	2,015,279	2,015,279					
03/28/16-Southside Bank CD	505,478				505,478		
04/15/16-Houston Comm College	500,295	500,295					
04/24/16-Southside Bank CD	401,908				401,908		
05/23/16-Comerica Bank CD	1,515,302	1,515,302					
06/16/16-Southwest Bank CDARS	1,515,060	1,515,060					
08/24/16-Texas Security Bank CD	1,002,992						
08/25/16-Texas Security Bank CD	2,005,984					1,002,992	
09/22/16-BTH Bank CDARS	1,771,776	1,771,776					
09/25/16-BTH Bank CD	247,306	247,306					
10/10/16-Comerica Bank CD	1,519,643	1,519,643					
10/24/16-Comerica Bank CD	2,076,188	2,076,188					
11/15/16-FNMA	2,512,848	2,512,848					
11/22/16-Comerica Bank CD	1,519,391	1,519,391					
12/09/16-FHLB	5,036,880	5,036,880					
03/15/17-Treasury Note	1,497,716	1,497,716					
03/23/17-Comerica Bank CD	2,543,726	2,543,726					
04/24/17-Comerica Bank CD	2,030,649	2,030,649					
05/27/17-Independent Bank CD	1,002,142	1,002,142					
06/24/17-Texas Security Bank CD	1,000,000					1,000,000	
07/24/17-Comerica Bank CD	1,003,316	1,003,316					
08/24/17-Texas Security Bank CD	1,000,000				1,000,000		
Totals	\$ 76,309,721	\$ 65,178,489	\$ 4,703,387	\$ 223,388	\$ 4,156,473	\$ 2,023,188	\$ 24,797

Historical Yields

