



QUARTERLY INVESTMENT REPORT

For the Quarter Ended

March 31, 2018

Prepared by
Valley View Consulting, L.L.C.

The investment portfolio of the City of Keller is in compliance with the Public Funds Investment Act and the Investment Policy and Strategies.




Director of Finance - Investment Officer



City Manager




Assistant Director of Finance - Investment Officer



Mayor



Council Member



Council Member

Disclaimer: These reports were compiled using information provided by the City. No procedures were performed to test the accuracy or completeness of this information. The market values included in these reports were obtained by Valley View Consulting, L.L.C. from sources believed to be accurate and represent proprietary valuation. Due to market fluctuations these levels are not necessarily reflective of current liquidation values. Yield calculations are not determined using standard performance formulas, are not representative of total return yields and do not account for investment advisor fees.

Summary

Quarter End Results by Investment Category:

Asset Type	Ave. Yield	March 31, 2018		December 31, 2017	
		Book Value	Market Value	Book Value	Market Value
Demand Accounts	1.58%	\$ 717,528	\$ 717,528	\$ 1,096,182	\$ 1,096,182
NOW/MMA/Pools	1.68%	50,372,560	50,372,560	52,616,020	52,616,020
Securities/CDs	1.76%	43,244,524	43,244,524	36,778,387	36,778,387
Totals		\$ 94,334,612	\$ 94,334,612	\$ 90,490,589	\$ 90,490,589

Average Yield - Current Quarter (1)

Total Portfolio 1.72%

Rolling Three Mo. Treas. Yield 1.58%

Rolling Six Mo. Treas. Yield 1.58%

Fiscal Year-to-Date Average Yield (2)

Total Portfolio 1.56%

Rolling Three Mo. Treas. Yield 1.40%

Rolling Six Mo. Treas. Yield 1.42%

Quarterly TexPool Yield 1.35%

Interest Income

Quarterly Interest Income \$ 369,043 Approximate

Year-to-date Interest Income \$ 637,929 Approximate

Bank Fee Offset

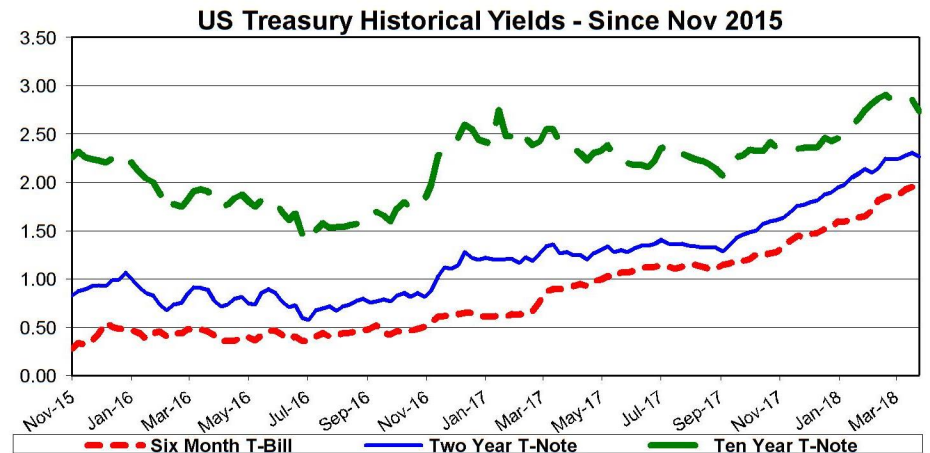
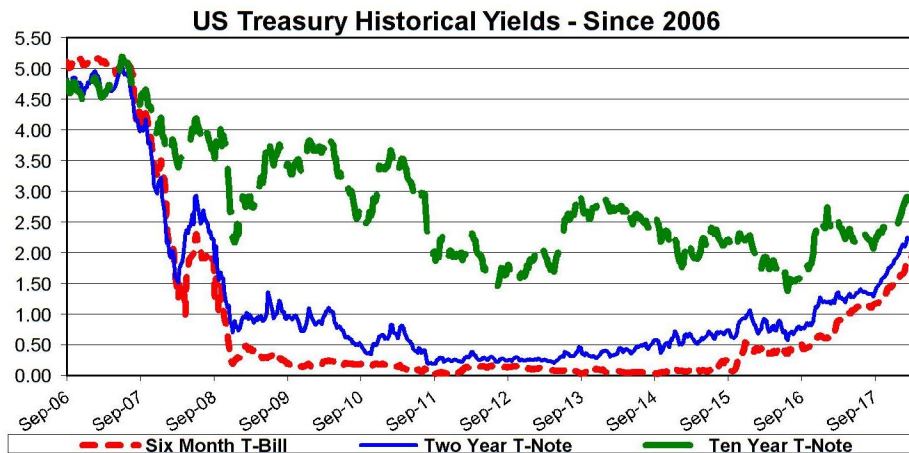
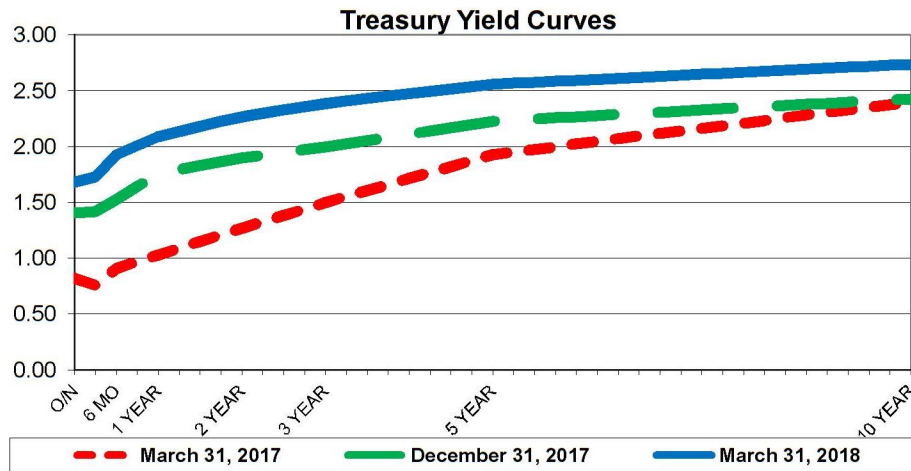
Current Quarter Bank Fee Offset \$ 4,266

Year-to-Date Bank Fee Offset \$ 8,620

(1) Average Yield calculated using quarter end report yields and adjusted book values and does not reflect a total return analysis or account for advisory fees.

(2) Fiscal Year-to-Date Average Yields calculated using quarter end report yields and adjusted book values and does not reflect a total return analysis or account for advisory fees.

The Federal Open Market Committee (FOMC) increased the Fed Funds target range 0.25% to 1.50% - 1.75% (Effective Fed Funds are trading +/-1.68%). Two to three additional increases are projected for 2018 (although subject to economic activity). Gradual portfolio reduction continues by limiting reinvestment of maturing holdings. Fourth Quarter 2017 GDP measured 2.9% (third/final estimate). February Non Farm Payroll data jumped +313k (well above the expected +205k). The Three Month Average increased to +242k. World events raised some uncertainty (Korea, Russia, Middle East). WTI Crude oil maintained +/- \$65. The Stock Markets waffled 5% to 10% below recent highs. The post-FOMC meeting press release pointed to continuing and frequent rate increases.



**Investment Holdings
March 31, 2018**

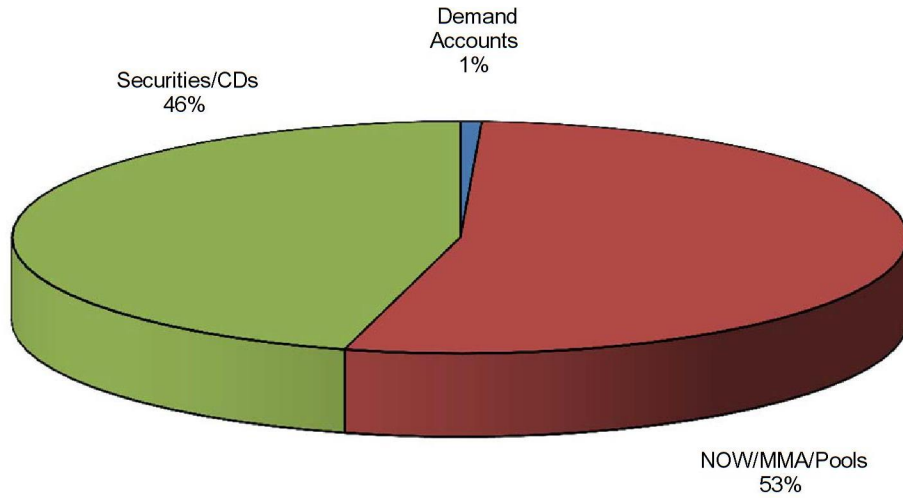
Description	Ratings	Coupon/ Discount	Maturity Date	Settlement Date	Face Amount/ Par Value	Book Value	Market Price	Market Value	Life (Day)	Yield
Frost DDA (3)		1.79%	04/01/18	03/31/18	\$ 465,292	\$ 465,292	1.00	\$ 465,292	1	1.79%
Southwest Bank DDA		1.21%	04/01/18	03/31/18	252,236	252,236	1.00	252,236	1	1.21%
Southwest Bank ICS		1.82%	04/01/18	03/31/18	6,880,266	6,880,266	1.00	6,880,266	1	1.82%
SSB MMA 1332		1.64%	04/01/18	03/31/18	2,790,139	2,790,139	1.00	2,790,139	1	1.64%
SSB MMA 7888		1.64%	04/01/18	03/31/18	571,873	571,873	1.00	571,873	1	1.64%
NexBank MMA		1.81%	04/01/18	03/31/18	19,213,411	19,213,411	1.00	19,213,411	1	1.81%
Goldman Sachs Gov't MMF	AAAm	1.26%	04/01/18	03/31/18	519,099	519,099	1.00	519,099	1	1.26%
TexPool	AAAm	1.52%	04/01/18	03/31/18	20,397,773	20,397,773	1.00	20,397,773	1	1.52%
SUBTOTAL					\$ 51,090,088	\$ 51,090,088		\$ 51,090,088	1	1.67%
									(1)	(2)
LegacyTexas Bank CD		1.20%	05/09/18	05/09/17	1,500,000	1,500,000	100.00	1,500,000	39	1.20%
Wallis State Bank CD		1.29%	06/13/18	03/13/17	2,025,925	2,025,925	100.00	2,025,925	74	1.29%
Southside Bank CD		1.27%	07/02/18	03/30/17	2,025,591	2,025,591	100.00	2,025,591	93	1.27%
LegacyTexas Bank CD		1.28%	08/08/18	05/08/17	1,000,000	1,000,000	100.00	1,000,000	130	1.28%
Wallis State Bank CD		1.39%	09/13/18	03/13/17	2,027,945	2,027,945	100.00	2,027,945	166	1.39%
BTH Bank CD		1.11%	09/22/18	09/22/16	2,033,470	2,033,470	100.00	2,033,470	175	1.11%
Third Coast Bank CD		1.41%	09/30/18	03/31/17	2,500,000	2,500,000	100.00	2,500,000	183	1.41%
Southside Bank CD		1.70%	12/10/18	12/08/17	2,510,479	2,510,479	100.00	2,510,479	254	1.70%
LegacyTexas Bank CD		1.60%	12/20/18	06/20/17	2,024,062	2,024,062	100.00	2,024,062	264	1.60%
East West Bank CD		2.19%	12/27/18	03/27/18	1,000,000	1,000,000	100.00	1,000,000	271	2.19%
Wallis State Bank CD		1.55%	03/13/19	03/13/17	2,031,181	2,031,181	100.00	2,031,181	347	1.55%
LegacyTexas Bank CD		1.55%	03/29/19	09/29/17	2,015,422	2,015,422	100.00	2,015,422	363	1.55%
Wallis State Bank CD		2.00%	04/18/19	01/19/18	2,000,000	2,000,000	100.00	2,000,000	383	2.00%
LegacyTexas Bank CD		1.80%	05/31/19	12/01/17	1,004,445	1,004,445	100.00	1,004,445	426	1.80%
LegacyTexas Bank CD		1.80%	06/06/19	12/06/17	5,022,225	5,022,225	100.00	5,022,225	432	1.80%
East West Bank CD		2.38%	09/26/19	03/26/18	3,501,141	3,501,141	100.00	3,501,141	544	2.38%
Origin Bank CD		1.94%	12/07/19	12/07/17	2,511,959	2,511,959	100.00	2,511,959	616	1.94%
LegacyTexas Bank CD		2.20%	01/17/20	01/17/18	3,010,678	3,010,678	100.00	3,010,678	657	2.20%
Texas Security Bank CD		2.50%	03/22/20	03/27/18	3,500,000	3,500,000	100.00	3,500,000	722	2.50%
SUBTOTAL					\$ 43,244,524	\$ 43,244,524		\$ 43,244,524	367	1.76%
									(1)	(2)
TOTAL					\$ 94,334,612	\$ 94,334,612		\$ 94,334,612	169	1.72%
									(1)	(2)

(1) **Weighted average life** - For purposes of calculating weighted average life, bank accounts, pools and money market funds are assumed to have an one day maturity.

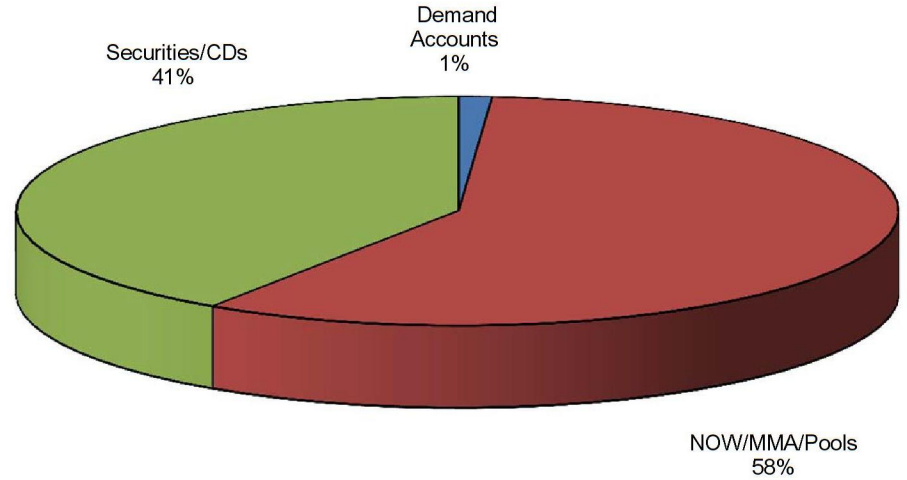
(2) **Weighted average yield to maturity** - The weighted average yield to maturity is based on adjusted book value, realized and unrealized gains/losses and investment advisory fees are not considered. The yield for the reporting month is used for bank accounts, pools, and money market funds.

(3) **Earnings Credit Rate** - The City's Frost DDA accrues earnings credit to offset service charges and fees. No hard interest is paid.

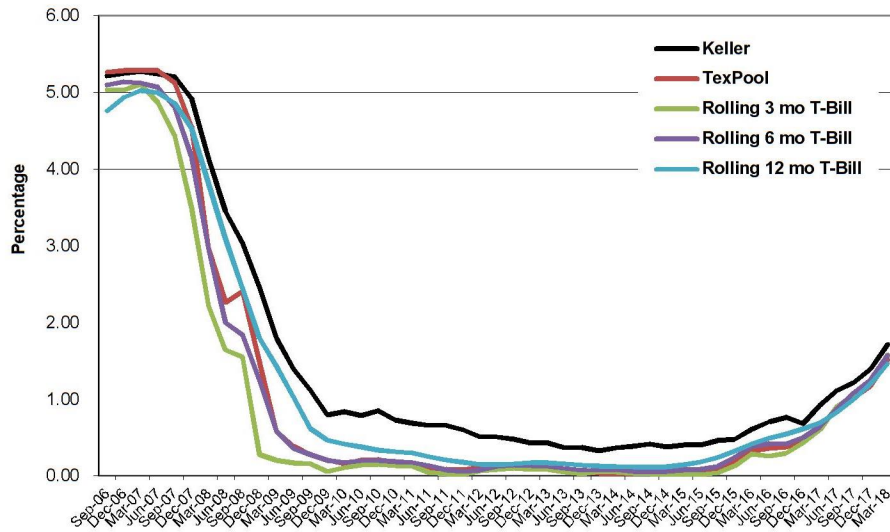
**Portfolio Composition
Current Quarter**



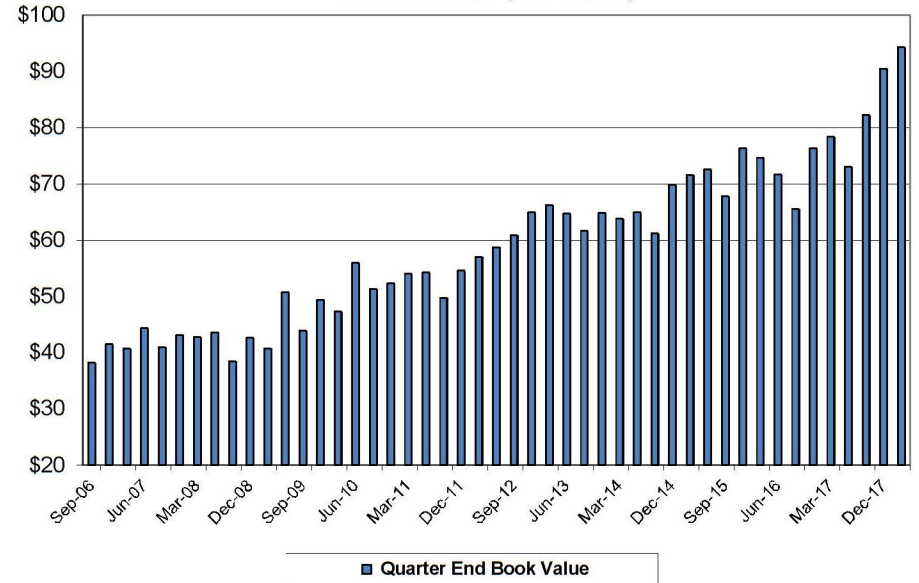
**Portfolio Composition
Previous Quarter**



Historical Yields



Total Portfolio (in Millions)



Book Value Comparison

Description	Coupon/ Discount	Maturity Date	December 31, 2017				March 31, 2018			
			Face Amount/ Par Value		Book Value	Purchases/ Adjustments	Sales/Adjust/ Call/Maturity	Face Amount/ Par Value		Book Value
			Par Value	Book Value				Par Value	Book Value	
Frost DDA	1.79%	04/01/18	\$ 844,852	\$ 844,852	\$ -	\$ (379,560)	\$ 465,292	\$ 465,292		
Southwest Bank DDA	1.21%	04/01/18	251,330	251,330	906		252,236	252,236		
Southwest Bank ICS	1.82%	04/01/18	6,851,825	6,851,825	28,441		6,880,266	6,880,266		
SSB MMA 1332	1.64%	04/01/18	2,779,724	2,779,724	10,414		2,790,139	2,790,139		
SSB MMA 7888	1.64%	04/01/18	569,738	569,738	2,135		571,873	571,873		
NexBank MMA	1.81%	04/01/18	19,131,061	19,131,061	82,350		19,213,411	19,213,411		
Goldman Sachs Gov't MMF	1.26%	04/01/18	509,068	509,068	10,031		519,099	519,099		
TexPool	1.52%	04/01/18	22,774,604	22,774,604		(2,376,831)	20,397,773	20,397,773		
Southside Bank CD	1.12%	01/08/18	1,019,773	1,019,773		(1,019,773)	-	-		
LegacyTexas Bank CD	1.12%	02/08/18	1,000,000	1,000,000		(1,000,000)	-	-		
Wallis State Bank CD	1.20%	03/09/18	1,109,975	1,109,975		(1,109,975)	-	-		
Texas Security Bank CD	1.20%	03/22/18	2,000,000	2,000,000		(2,000,000)	-	-		
Southside Bank CD	1.20%	03/30/18	1,513,652	1,513,652		(1,513,652)	-	-		
LegacyTexas Bank CD	1.20%	05/09/18	1,500,000	1,500,000			1,500,000	1,500,000		
Wallis State Bank CD	1.29%	06/13/18	2,019,501	2,019,501	6,424		2,025,925	2,025,925		
Southside Bank CD	1.27%	07/02/18	2,019,268	2,019,268	6,323		2,025,591	2,025,591		
LegacyTexas Bank CD	1.28%	08/08/18	1,000,000	1,000,000			1,000,000	1,000,000		
Wallis State Bank CD	1.39%	09/13/18	2,021,018	2,021,018	6,927		2,027,945	2,027,945		
BTH Bank CD	1.11%	09/22/18	2,027,915	2,027,915	5,555		2,033,470	2,033,470		
Third Coast Bank CD	1.41%	09/30/18	2,500,000	2,500,000			2,500,000	2,500,000		
Southside Bank CD	1.70%	12/10/18	2,500,000	2,500,000	10,479		2,510,479	2,510,479		
LegacyTexas Bank CD	1.60%	12/20/18	2,016,098	2,016,098	7,964		2,024,062	2,024,062		
East West Bank CD	2.19%	12/27/18	-	-	1,000,000		1,000,000	1,000,000		
Wallis State Bank CD	1.55%	03/13/19	2,023,447	2,023,447	7,733		2,031,181	2,031,181		
LegacyTexas Bank CD	1.55%	03/29/19	2,007,739	2,007,739	7,683		2,015,422	2,015,422		
Wallis State Bank CD	2.00%	04/18/19	-	-	2,000,000		2,000,000	2,000,000		
LegacyTexas Bank CD	1.80%	05/31/19	1,000,000	1,000,000	4,445		1,004,445	1,004,445		
LegacyTexas Bank CD	1.80%	06/06/19	5,000,000	5,000,000	22,225		5,022,225	5,022,225		
East West Bank CD	2.38%	09/26/19	-	-	3,501,141		3,501,141	3,501,141		
Origin Bank CD	1.94%	12/07/19	2,500,000	2,500,000	11,959		2,511,959	2,511,959		
LegacyTexas Bank CD	2.20%	01/17/20	-	-	3,010,678		3,010,678	3,010,678		
Texas Security Bank CD	2.50%	03/22/20	-	-	3,500,000		3,500,000	3,500,000		
TOTAL			\$ 90,490,589	\$ 90,490,589	\$ 13,243,814	\$ (9,399,791)	\$ 94,334,612	\$ 94,334,612		

Market Value Comparison

Description	Coupon/ Discount	Maturity Date	December 31, 2017		Qtr to Qtr Change	March 31, 2018	
			Face Amount/			Face Amount/	
			Par Value	Market Value		Par Value	Market Value
Frost DDA	1.79%	04/01/18	\$ 844,852	\$ 844,852	\$ (379,560)	\$ 465,292	\$ 465,292
Southwest Bank DDA	1.21%	04/01/18	251,330	251,330	906	252,236	252,236
Southwest Bank ICS	1.82%	04/01/18	6,851,825	6,851,825	28,441	6,880,266	6,880,266
SSB MMA 1332	1.64%	04/01/18	2,779,724	2,779,724	10,414	2,790,139	2,790,139
SSB MMA 7888	1.64%	04/01/18	569,738	569,738	2,135	571,873	571,873
NexBank MMA	1.81%	04/01/18	19,131,061	19,131,061	82,350	19,213,411	19,213,411
Goldman Sachs Gov't MMF	1.26%	04/01/18	509,068	509,068	10,031	519,099	519,099
TexPool	1.52%	04/01/18	22,774,604	22,774,604	(2,376,831)	20,397,773	20,397,773
Southside Bank CD	1.12%	01/08/18	1,019,773	1,019,773	(1,019,773)	—	—
LegacyTexas Bank CD	1.12%	02/08/18	1,000,000	1,000,000	(1,000,000)	—	—
Wallis State Bank CD	1.20%	03/09/18	1,109,975	1,109,975	(1,109,975)	—	—
Texas Security Bank CD	1.20%	03/22/18	2,000,000	2,000,000	(2,000,000)	—	—
Southside Bank CD	1.20%	03/30/18	1,513,652	1,513,652	(1,513,652)	—	—
LegacyTexas Bank CD	1.20%	05/09/18	1,500,000	1,500,000		1,500,000	1,500,000
Wallis State Bank CD	1.29%	06/13/18	2,019,501	2,019,501	6,424	2,025,925	2,025,925
Southside Bank CD	1.27%	07/02/18	2,019,268	2,019,268	6,323	2,025,591	2,025,591
LegacyTexas Bank CD	1.28%	08/08/18	1,000,000	1,000,000		1,000,000	1,000,000
Wallis State Bank CD	1.39%	09/13/18	2,021,018	2,021,018	6,927	2,027,945	2,027,945
BTH Bank CD	1.11%	09/22/18	2,027,915	2,027,915	5,555	2,033,470	2,033,470
Third Coast Bank CD	1.41%	09/30/18	2,500,000	2,500,000		2,500,000	2,500,000
Southside Bank CD	1.70%	12/10/18	2,500,000	2,500,000	10,479	2,510,479	2,510,479
LegacyTexas Bank CD	1.60%	12/20/18	2,016,098	2,016,098	7,964	2,024,062	2,024,062
East West Bank CD	2.19%	12/27/18	—	—	1,000,000	1,000,000	1,000,000
Wallis State Bank CD	1.55%	03/13/19	2,023,447	2,023,447	7,733	2,031,181	2,031,181
LegacyTexas Bank CD	1.55%	03/29/19	2,007,739	2,007,739	7,683	2,015,422	2,015,422
Wallis State Bank CD	2.00%	04/18/19	—	—	2,000,000	2,000,000	2,000,000
LegacyTexas Bank CD	1.80%	05/31/19	1,000,000	1,000,000	4,445	1,004,445	1,004,445
LegacyTexas Bank CD	1.80%	06/06/19	5,000,000	5,000,000	22,225	5,022,225	5,022,225
East West Bank CD	2.38%	09/26/19	—	—	3,501,141	3,501,141	3,501,141
Origin Bank CD	1.94%	12/07/19	2,500,000	2,500,000	11,959	2,511,959	2,511,959
LegacyTexas Bank CD	2.20%	01/17/20	—	—	3,010,678	3,010,678	3,010,678
Texas Security Bank CD	2.50%	03/22/20	—	—	3,500,000	3,500,000	3,500,000
TOTAL			\$ 90,490,589	\$ 90,490,589	\$ 3,844,023	\$ 94,334,612	\$ 94,334,612

Allocation
March 31, 2018

Book Value	Investment Total	Consolidated (Pooled)	CCPD	Non-Profit Trust	2015 CO's	2016 SWIRFT Bonds	2017 CO's	Unreimbursed Medical
Frost DDA	\$ 465,292	\$ 433,333	\$ -	\$ 500	\$ -	\$ -	\$ -	\$ 31,460
Southwest Bank DDA	252,236	252,236						
Southwest Bank ICS	6,880,266	6,880,266						
SSB MMA 1332	2,790,139		2,790,139					
SSB MMA 7888	571,873	571,873						
NexBank MMA	19,213,411	12,167,217					7,046,194	
Goldman Sachs Gov't MMF	519,099					519,099		
TexPool	20,397,773	14,301,414	3,014,203	396,893	2,076,163		609,099	
05/09/18–LegacyTexas Bank CD	1,500,000					1,500,000		
06/13/18–Wallis State Bank CD	2,025,925	2,025,925						
07/02/18–Southside Bank CD	2,025,591	2,025,591						
08/08/18–LegacyTexas Bank CD	1,000,000					1,000,000		
09/13/18–Wallis State Bank CD	2,027,945	2,027,945						
09/22/18–BTH Bank CD	2,033,470	2,033,470						
09/30/18–Third Coast Bank CD	2,500,000	2,500,000						
12/10/18–Southside Bank CD	2,510,479	2,510,479						
12/20/18–LegacyTexas Bank CD	2,024,062	2,024,062						
12/27/18–East West Bank CD	1,000,000					1,000,000		
03/13/19–Wallis State Bank CD	2,031,181	2,031,181						
03/29/19–LegacyTexas Bank CD	2,015,422						2,015,422	
04/18/19–Wallis State Bank CD	2,000,000	2,000,000						
05/31/19–LegacyTexas Bank CD	1,004,445	1,004,445						
06/06/19–LegacyTexas Bank CD	5,022,225	5,022,225						
09/26/19–East West Bank CD	3,501,141	3,501,141						
12/07/19–Origin Bank CD	2,511,959	2,511,959						
01/17/20–LegacyTexas Bank CD	3,010,678	3,010,678						
03/22/20–Texas Security Bank CD	3,500,000	3,500,000						
Totals	\$ 94,334,612	\$ 72,335,439	\$ 5,804,342	\$ 397,393	\$ 2,076,163	\$ 4,019,099	\$ 9,670,715	\$ 31,460

Allocation
March 31, 2018

Market Value	Investment Total	Consolidated (Pooled)	CCPD	Non-Profit Trust	2015 CO's	2016 SWIRFT Bonds	2017 CO's	Unreimbursed Medical
Frost DDA	\$ 465,292	\$ 433,333	\$ -	\$ 500	\$ -	\$ -	\$ -	\$ 31,460
Southwest Bank DDA	252,236	252,236						
Southwest Bank ICS	6,880,266	6,880,266						
SSB MMA 1332	2,790,139		2,790,139					
SSB MMA 7888	571,873	571,873						
NexBank MMA	19,213,411	12,167,217					7,046,194	
Goldman Sachs Gov't MMF	519,099					519,099		
TexPool	20,397,773	14,301,414	3,014,203	396,893	2,076,163		609,099	
05/09/18–LegacyTexas Bank CD	1,500,000					1,500,000		
06/13/18–Wallis State Bank CD	2,025,925	2,025,925						
07/02/18–Southside Bank CD	2,025,591	2,025,591						
08/08/18–LegacyTexas Bank CD	1,000,000					1,000,000		
09/13/18–Wallis State Bank CD	2,027,945	2,027,945						
09/22/18–BTH Bank CD	2,033,470	2,033,470						
09/30/18–Third Coast Bank CD	2,500,000	2,500,000						
12/10/18–Southside Bank CD	2,510,479	2,510,479						
12/20/18–LegacyTexas Bank CD	2,024,062	2,024,062						
12/27/18–East West Bank CD	1,000,000					1,000,000		
03/13/19–Wallis State Bank CD	2,031,181	2,031,181						
03/29/19–LegacyTexas Bank CD	2,015,422						2,015,422	
04/18/19–Wallis State Bank CD	2,000,000	2,000,000						
05/31/19–LegacyTexas Bank CD	1,004,445	1,004,445						
06/06/19–LegacyTexas Bank CD	5,022,225	5,022,225						
09/26/19–East West Bank CD	3,501,141	3,501,141						
12/07/19–Origin Bank CD	2,511,959	2,511,959						
01/17/20–LegacyTexas Bank CD	3,010,678	3,010,678						
03/22/20–Texas Security Bank CD	3,500,000	3,500,000						
Totals	\$ 94,334,612	\$ 72,335,439	\$ 5,804,342	\$ 397,393	\$ 2,076,163	\$ 4,019,099	\$ 9,670,715	\$ 31,460

Allocation

December 31, 2017

Book Value	Investment Total	Consolidated (Pooled)	CCPD	Non-Profit Trust	2015 CO's	2016 SWIRFT Bonds	2017 CO's	Unreimbursed Medical
Frost DDA	\$ 844,852	\$ 638,553	\$ -	\$ 174,607	\$ -	\$ -	\$ -	\$ 31,691
Southwest Bank DDA	251,330	251,330						
Southwest Bank ICS	6,851,825	6,851,825						
SSB MMA 1332	2,779,724		2,779,724					
SSB MMA 7888	569,738	569,738						
NexBank MMA	19,131,061	12,115,068					7,015,994	
Goldman Sachs Gov't MMF	509,068					509,068		
TexPool	22,774,604	17,222,471	2,641,796	234,240	2,069,077		607,020	
01/08/18-Southside Bank CD	1,019,773	1,019,773						
02/08/18-LegacyTexas Bank CD	1,000,000					1,000,000		
03/09/18-Wallis State Bank CD	1,109,975	1,109,975						
03/22/18-Texas Security Bank CD	2,000,000		2,000,000					
03/30/18-Southside Bank CD	1,513,652	1,513,652						
05/09/18-LegacyTexas Bank CD	1,500,000					1,500,000		
06/13/18-Wallis State Bank CD	2,019,501	2,019,501						
07/02/18-Southside Bank CD	2,019,268	2,019,268						
08/08/18-LegacyTexas Bank CD	1,000,000					1,000,000		
09/13/18-Wallis State Bank CD	2,021,018	2,021,018						
09/22/18-BTH Bank CD	2,027,915	2,027,915						
09/30/18-Third Coast Bank CD	2,500,000	2,500,000						
12/10/18-Southside Bank CD	2,500,000	2,500,000						
12/20/18-LegacyTexas Bank CD	2,016,098	2,016,098						
03/13/19-Wallis State Bank CD	2,023,447	2,023,447						
03/29/19-LegacyTexas Bank CD	2,007,739						2,007,739	
05/31/19-LegacyTexas Bank CD	1,000,000	1,000,000						
06/06/19-LegacyTexas Bank CD	5,000,000	5,000,000						
12/07/19-Origin Bank CD	2,500,000	2,500,000						
Totals	\$ 90,490,589	\$ 66,919,633	\$ 7,421,521	\$ 408,847	\$ 2,069,077	\$ 4,009,068	\$ 9,630,752	\$ 31,691

Allocation

December 31, 2017

Market Value	Investment Total	Consolidated (Pooled)	CCPD	Non-Profit Trust	2015 CO's	2016 SWIRFT Bonds	2017 CO's	Unreimbursed Medical
Frost DDA	\$ 844,852	\$ 638,553	\$ -	\$ 174,607	\$ -	\$ -	\$ -	\$ 31,691
Southwest Bank DDA	251,330	251,330						
Southwest Bank ICS	6,851,825	6,851,825						
SSB MMA 1332	2,779,724		2,779,724					
SSB MMA 7888	569,738	569,738						
NexBank MMA	19,131,061	12,115,068					7,015,994	
Goldman Sachs Gov't MMF	509,068					509,068		
TexPool	22,774,604	17,222,471	2,641,796	234,240	2,069,077		607,020	
01/08/18-Southside Bank CD	1,019,773	1,019,773						
02/08/18-LegacyTexas Bank CD	1,000,000					1,000,000		
03/09/18-Wallis State Bank CD	1,109,975	1,109,975						
03/22/18-Texas Security Bank CD	2,000,000		2,000,000					
03/30/18-Southside Bank CD	1,513,652	1,513,652						
05/09/18-LegacyTexas Bank CD	1,500,000					1,500,000		
06/13/18-Wallis State Bank CD	2,019,501	2,019,501						
07/02/18-Southside Bank CD	2,019,268	2,019,268						
08/08/18-LegacyTexas Bank CD	1,000,000					1,000,000		
09/13/18-Wallis State Bank CD	2,021,018	2,021,018						
09/22/18-BTH Bank CD	2,027,915	2,027,915						
09/30/18-Third Coast Bank CD	2,500,000	2,500,000						
12/10/18-Southside Bank CD	2,500,000	2,500,000						
12/20/18-LegacyTexas Bank CD	2,016,098	2,016,098						
03/13/19-Wallis State Bank CD	2,023,447	2,023,447						
03/29/19-LegacyTexas Bank CD	2,007,739						2,007,739	
05/31/19-LegacyTexas Bank CD	1,000,000	1,000,000						
06/06/19-LegacyTexas Bank CD	5,000,000	5,000,000						
12/07/19-Origin Bank CD	2,500,000	2,500,000						
Totals	\$ 90,490,589	\$ 66,919,633	\$ 7,421,521	\$ 408,847	\$ 2,069,077	\$ 4,009,068	\$ 9,630,752	\$ 31,691