



## QUARTERLY INVESTMENT REPORT

For the Quarter Ended

June 30, 2019

Prepared by  
Valley View Consulting, L.L.C.

The investment portfolio of the City of Keller is in compliance with the Public Funds Investment Act and the Investment Policy and Strategies.

Director of Administrative Services/Finance -  
Investment Officer

  
\_\_\_\_\_  
Mayor

City Manager

Council Member

Assistant Director of Finance - Investment Officer

  
\_\_\_\_\_  
Council Member

**Disclaimer:** These reports were compiled using information provided by the City. No procedures were performed to test the accuracy or completeness of this information. The market values included in these reports were obtained by Valley View Consulting, L.L.C. from sources believed to be accurate and represent proprietary valuation. Due to market fluctuations these levels are not necessarily reflective of current liquidation values. Yield calculations are not determined using standard performance formulas, are not representative of total return yields and do not account for investment advisor fees.

## Summary

### Quarter End Results by Investment Category:

Asset Type	March 31, 2019			June 30, 2019		
	Ave. Yield	Book Value	Market Value	Ave. Yield	Book Value	Market Value
Demand Accounts	2.63%	\$ 1,136,845	\$ 1,136,845	2.51%	\$ 589,442	\$ 589,442
NOW/MMA/Pool	2.55%	37,875,491	37,875,491	2.50%	33,786,969	33,786,969
Securities/CDs	2.56%	66,754,626	66,754,626	2.70%	66,837,302	66,837,302
<b>Totals</b>		<b>\$ 105,766,962</b>	<b>\$ 105,766,962</b>		<b>\$ 101,213,714</b>	<b>\$ 101,213,714</b>

#### Average Yield - Current Quarter (1)

Total Portfolio	2.63%
Rolling Three Month Treasury	2.36%
Rolling Six Month Treasury	2.43%

#### Fiscal Year-to-Date Average Yield (2)

Total Portfolio	2.54%
Rolling Three Month Treasury	2.39%
Rolling Six Month Treasury	2.44%
TexPool	2.36%

#### Interest Income (Approximate)

Quarterly Interest Income	\$ 657,406
Fiscal Year-to-date Interest Income	\$ 1,887,643

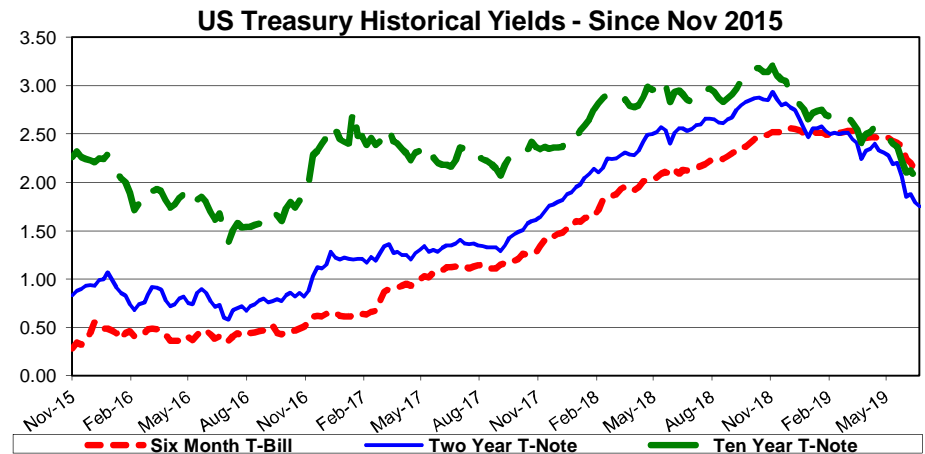
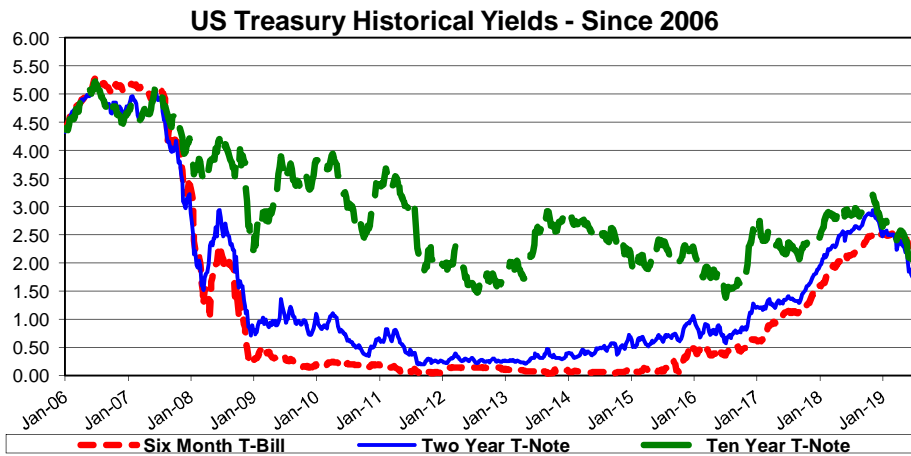
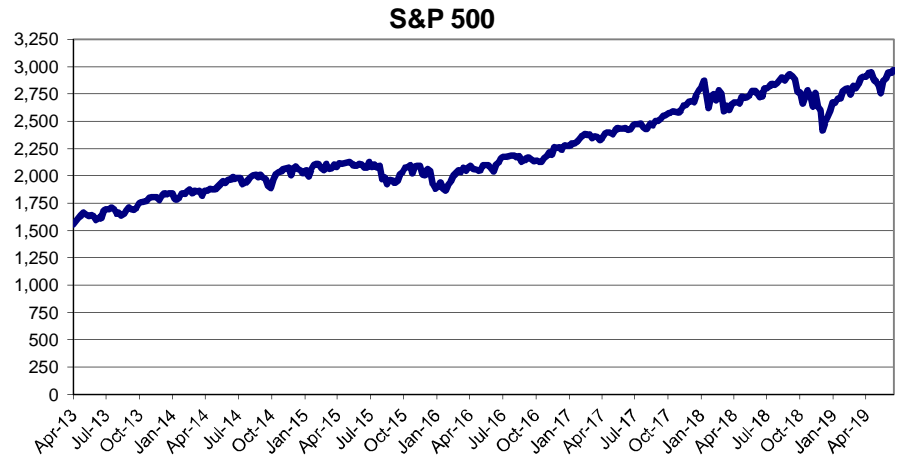
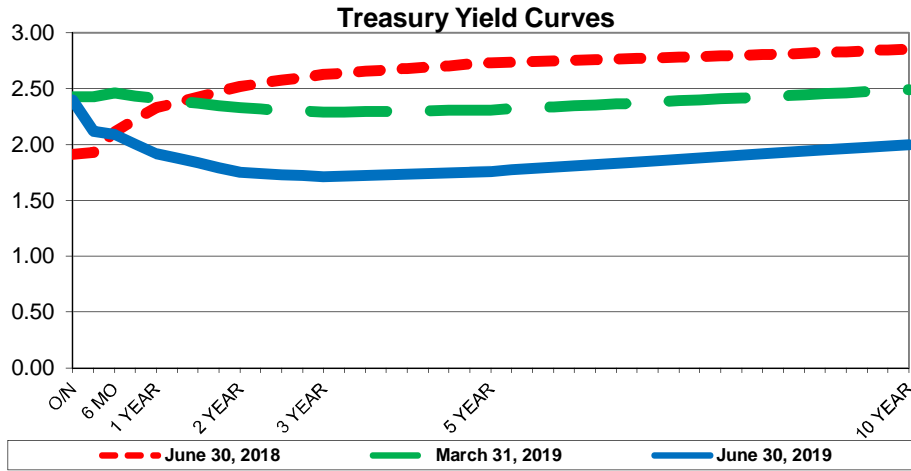
#### Bank Fee Offset

Current Quarter Bank Fee Offset	\$ 7,169
Year-to-Date Bank Fee Offset	\$ 21,283

(1) Average Yield calculated using quarter end report yields and adjusted book values and does not reflect a total return analysis or account for advisory fees.

(2) Fiscal Year-to-Date Average Yields calculated using quarter end report yields and adjusted book values and does not reflect a total return analysis or account for advisory fees.

The Federal Open Market Committee (FOMC) maintained the Fed Funds target range 2.25% - 2.50% (Effective Fed Funds are trading +/-2.40%). The Futures Market projects multiple decreases beginning later this summer. Gradual FRB portfolio reduction continues by limiting reinvestment of maturing holdings, but that strategy will end this summer. May Non Farm Payroll only generated 75,000 new jobs, lowering the three month rolling average to 151k. Crude oil bounced up and down this spring around +/- \$60. The Stock Markets reached new highs. Overall economic activity, including housing, remains mostly favorable but mixed. The inverted Yield Curve continues towards lower yields.



**Investment Holdings**  
**June 30, 2019**

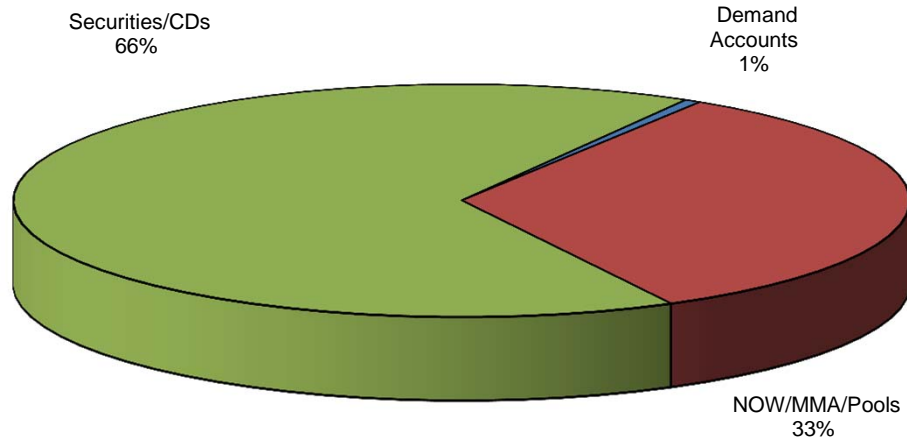
Description	Ratings	Coupon/ Discount	Maturity Date	Settlement Date	Face Amount/ Par Value	Book Value	Market Price	Market Value	Life (Day)	Yield
Frost DDA (3)		2.51%	07/01/19	06/30/19	\$ 589,442	\$ 589,442	1.00	\$ 589,442	1	2.51%
SSB MMA 1332		2.56%	07/01/19	06/30/19	859,216	859,216	1.00	859,216	1	2.56%
SSB MMA 7888		2.56%	07/01/19	06/30/19	588,361	588,361	1.00	588,361	1	2.56%
NexBank MMA		2.63%	07/01/19	06/30/19	236,103	236,103	1.00	236,103	1	2.63%
NexBank ICS Savings		2.63%	07/01/19	06/30/19	19,559,768	19,559,768	1.00	19,559,768	1	2.63%
Goldman Sachs Gov't MMF	AAAm	1.96%	07/01/19	06/30/19	3,115,938	3,115,938	1.00	3,115,938	1	1.96%
TexPool	AAAm	2.38%	07/01/19	06/30/19	9,427,582	9,427,582	1.00	9,427,582	1	2.38%
<b>SUBTOTAL</b>					<b>\$ 34,376,411</b>	<b>\$ 34,376,411</b>		<b>\$ 34,376,411</b>	<b>1</b>	<b>2.50%</b>
									(1)	(2)
Texas Bank Fin CDARS		2.81%	07/25/19	07/26/18	2,053,039	2,053,039	100.00	2,053,039	25	2.85%
East West Bank CD		2.64%	09/16/19	03/15/19	2,015,684	2,015,684	100.00	2,015,684	78	2.68%
East West Bank CD		2.38%	09/26/19	03/26/18	3,607,038	3,607,038	100.00	3,607,038	88	2.41%
East West Bank CD		2.80%	09/27/19	12/27/18	1,031,246	1,031,246	100.00	1,031,246	89	2.84%
Texas Bank Fin CDARS		2.86%	10/24/19	07/26/18	2,053,996	2,053,996	100.00	2,053,996	116	2.90%
Origin Bank CD		1.94%	12/07/19	12/07/17	2,573,570	2,573,570	100.00	2,573,570	160	1.95%
WallisBank CD		2.87%	12/13/19	12/13/18	1,014,362	1,014,362	100.00	1,014,362	166	2.90%
LegacyTexas Bank CD		2.20%	01/17/20	01/17/18	3,094,682	3,094,682	100.00	3,094,682	201	2.22%
Texas Bank Fin CDARS		2.91%	01/23/20	07/26/18	2,054,953	2,054,953	100.00	2,054,953	207	2.95%
WallisBank CD		2.90%	03/13/20	12/13/18	3,043,538	3,043,538	100.00	3,043,538	257	2.93%
East West Bank CD		2.83%	03/14/20	09/14/18	1,534,108	1,534,108	100.00	1,534,108	258	2.87%
Texas Security Bank CD		2.50%	03/22/20	03/27/18	3,500,000	3,500,000	100.00	3,500,000	266	2.50%
InterBank CDARS		2.65%	04/02/20	04/04/19	1,880,000	1,880,000	100.00	1,880,000	277	2.68%
InterBank CDARS		2.65%	04/02/20	04/04/19	2,880,000	2,880,000	100.00	2,880,000	277	2.68%
InterBank CD		2.65%	04/05/20	04/05/19	120,000	120,000	100.00	120,000	280	2.68%
InterBank CD		2.65%	04/05/20	04/05/19	120,000	120,000	100.00	120,000	280	2.68%
InterBank CDARS		2.65%	04/09/20	04/11/19	5,000,000	5,000,000	100.00	5,000,000	284	2.69%
LegacyTexas Bank CD		2.88%	06/15/20	09/14/18	2,554,370	2,554,370	100.00	2,554,370	351	2.92%
LegacyTexas Bank CD		2.65%	06/15/20	03/15/19	3,020,083	3,020,083	100.00	3,020,083	351	2.68%
Third Coast Bank CD		2.96%	09/14/20	09/14/18	2,555,795	2,555,795	100.00	2,555,795	442	3.00%
LegacyTexas Bank CD		2.68%	09/15/20	03/15/19	5,033,851	5,033,851	100.00	5,033,851	443	2.71%
LegacyTexas Bank CD		3.05%	12/11/20	12/13/18	3,045,915	3,045,915	100.00	3,045,915	530	3.09%
LegacyTexas Bank CD		3.05%	12/11/20	12/13/18	2,030,610	2,030,610	100.00	2,030,610	530	3.09%
LegacyTexas Bank CD		2.70%	12/15/20	03/15/19	3,020,463	3,020,463	100.00	3,020,463	534	2.73%
Texas Bank Fin CDARS		2.96%	01/28/21	01/31/19	3,000,000	3,000,000	100.00	3,000,000	578	3.00%
LegacyTexas Bank CD		2.38%	06/07/21	06/07/19	5,000,000	5,000,000	100.00	5,000,000	708	2.41%
<b>SUBTOTAL</b>					<b>\$ 66,837,302</b>	<b>\$ 66,837,302</b>		<b>\$ 66,837,302</b>	<b>334</b>	<b>2.70%</b>
									(1)	(2)
<b>TOTAL</b>					<b>\$ 101,213,714</b>	<b>\$ 101,213,714</b>		<b>\$ 101,213,714</b>	<b>221</b>	<b>2.63%</b>
									(1)	(2)

(1) **Weighted average life** - For purposes of calculating weighted average life, bank accounts, pools and money market funds are assumed to have an one day maturity.

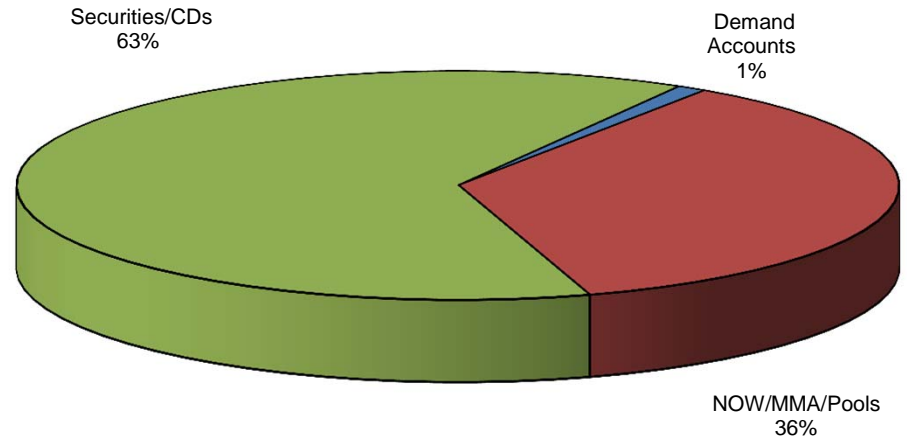
(2) **Weighted average yield to maturity** - The weighted average yield to maturity is based on adjusted book value, realized and unrealized gains/losses and investment advisory fees are not considered. The yield for the reporting month is used for bank accounts, pools, and money market funds.

(3) **Earnings Credit Rate** - The City's Frost DDA accrues earnings credit to offset service charges and fees. No hard interest is paid.

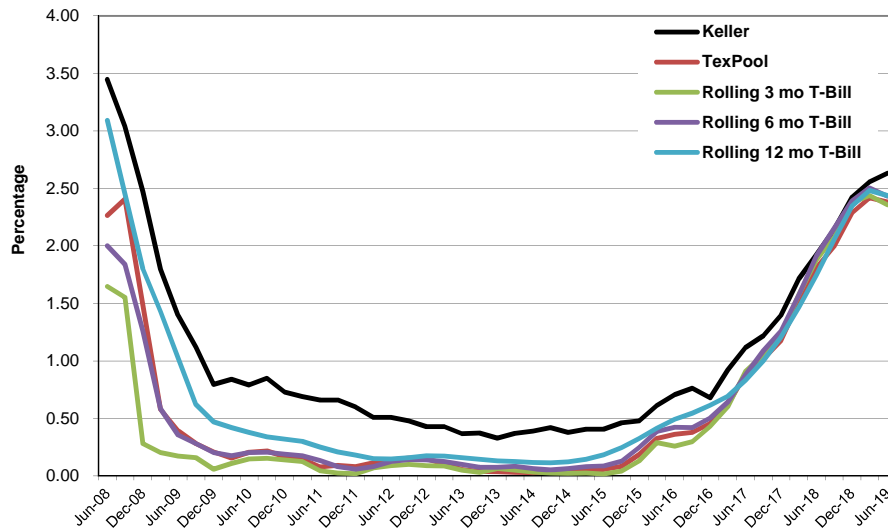
**Portfolio Composition  
Current Quarter**



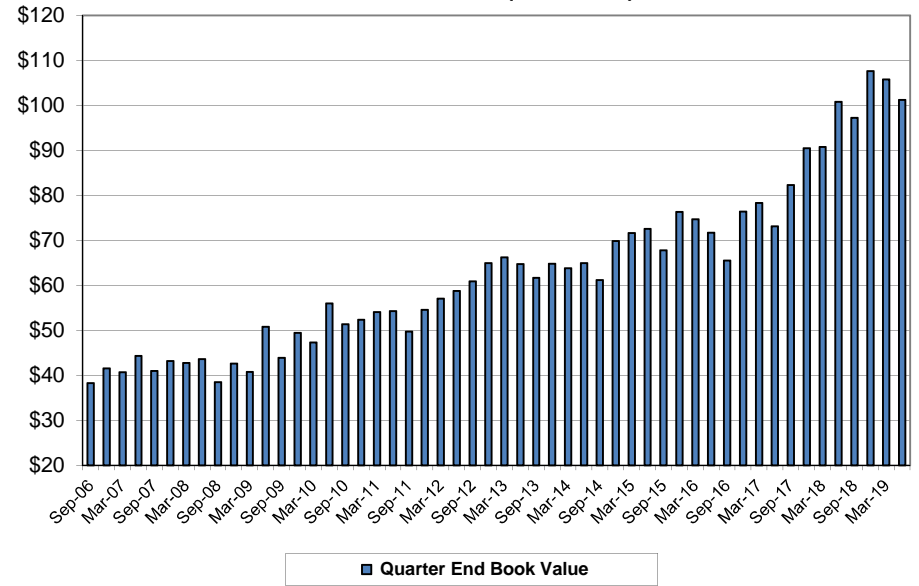
**Portfolio Composition  
Previous Quarter**



**Historical Yields**



**Total Portfolio (in Millions)**



## Book Value Comparison

Description	Coupon/ Discount	Maturity Date	March 31, 2019			June 30, 2019		
			Face Amount/ Par Value	Book Value	Purchases/ Adjustments	Sales/Adjust/ Call/Maturity	Face Amount/ Par Value	Book Value
Frost DDA	2.51%	07/01/19	\$ 1,136,845	\$ 1,136,845	\$ -	\$ (547,403)	\$ 589,442	\$ 589,442
SSB MMA 1332	2.56%	07/01/19	2,852,338	2,852,338		(1,993,122)	859,216	859,216
SSB MMA 7888	2.56%	07/01/19	584,621	584,621	3,740		588,361	588,361
NexBank MMA	2.63%	07/01/19	234,551	234,551	1,553		236,103	236,103
NexBank ICS Savings	2.63%	07/01/19	19,431,036	19,431,036	128,732		19,559,768	19,559,768
Goldman Sachs Gov't MMF	1.96%	07/01/19	3,100,416	3,100,416	15,522		3,115,938	3,115,938
TexPool	2.38%	07/01/19	11,672,529	11,672,529		(2,244,947)	9,427,582	9,427,582
LegacyTexas Bank CD	1.55%	04/04/19	2,046,884	2,046,884		(2,046,884)	-	-
InterBank CDARS	2.38%	04/04/19	1,880,000	1,880,000		(1,880,000)	-	-
InterBank CDARS	2.35%	04/04/19	2,880,000	2,880,000		(2,880,000)	-	-
InterBank CD	2.35%	04/05/19	120,000	120,000		(120,000)	-	-
InterBank CD	2.35%	04/05/19	120,000	120,000		(120,000)	-	-
WallisBank CD	2.00%	04/18/19	2,040,301	2,040,301		(2,040,301)	-	-
LegacyTexas Bank CD	1.80%	05/31/19	1,022,675	1,022,675		(1,022,675)	-	-
LegacyTexas Bank CD	1.80%	06/06/19	5,113,374	5,113,374		(5,113,374)	-	-
Texas Bank Fin CDARS	2.81%	07/25/19	2,038,707	2,038,707	14,332		2,053,039	2,053,039
East West Bank CD	2.64%	09/16/19	2,002,461	2,002,461	13,223		2,015,684	2,015,684
East West Bank CD	2.38%	09/26/19	3,585,699	3,585,699	21,339		3,607,038	3,607,038
East West Bank CD	2.80%	09/27/19	1,024,072	1,024,072	7,174		1,031,246	1,031,246
Texas Bank Fin CDARS	2.86%	10/24/19	2,039,403	2,039,403	14,593		2,053,996	2,053,996
Origin Bank CD	1.94%	12/07/19	2,561,047	2,561,047	12,523		2,573,570	2,573,570
WallisBank CD	2.87%	12/13/19	1,007,077	1,007,077	7,285		1,014,362	1,014,362
LegacyTexas Bank CD	2.20%	01/17/20	3,077,585	3,077,585	17,097		3,094,682	3,094,682
Texas Bank Fin CDARS	2.91%	01/23/20	2,040,099	2,040,099	14,854		2,054,953	2,054,953
WallisBank CD	2.90%	03/13/20	3,021,452	3,021,452	22,086		3,043,538	3,043,538
East West Bank CD	2.83%	03/14/20	1,523,323	1,523,323	10,786		1,534,108	1,534,108
Texas Security Bank CD	2.50%	03/22/20	3,500,000	3,500,000			3,500,000	3,500,000
InterBank CDARS	2.65%	04/02/20	-	-	1,880,000		1,880,000	1,880,000
InterBank CDARS	2.65%	04/02/20	-	-	2,880,000		2,880,000	2,880,000
InterBank CD	2.65%	04/05/20	-	-	120,000		120,000	120,000
InterBank CD	2.65%	04/05/20	-	-	120,000		120,000	120,000
InterBank CDARS	2.65%	04/09/20	-	-	5,000,000		5,000,000	5,000,000
LegacyTexas Bank CD	2.88%	06/15/20	2,535,917	2,535,917	18,453		2,554,370	2,554,370
LegacyTexas Bank CD	2.65%	06/15/20	3,000,000	3,000,000	20,083		3,020,083	3,020,083
Third Coast Bank CD	2.96%	09/14/20	2,536,856	2,536,856	18,940		2,555,795	2,555,795
LegacyTexas Bank CD	2.68%	09/15/20	5,000,000	5,000,000	33,851		5,033,851	5,033,851
LegacyTexas Bank CD	3.05%	12/11/20	3,022,618	3,022,618	23,296		3,045,915	3,045,915
LegacyTexas Bank CD	3.05%	12/11/20	2,015,079	2,015,079	15,531		2,030,610	2,030,610
LegacyTexas Bank CD	2.70%	12/15/20	3,000,000	3,000,000	20,463		3,020,463	3,020,463
Texas Bank Fin CDARS	2.96%	01/28/21	3,000,000	3,000,000			3,000,000	3,000,000
LegacyTexas Bank CD	2.38%	06/07/21	-	-	5,000,000		5,000,000	5,000,000
<b>TOTAL</b>			<b>\$ 105,766,962</b>	<b>\$ 105,766,962</b>	<b>\$ 15,455,457</b>	<b>\$ (20,008,705)</b>	<b>\$ 101,213,714</b>	<b>\$ 101,213,714</b>

## Market Value Comparison

Description	Coupon/ Discount	Maturity Date	March 31, 2019		Qtr to Qtr Change	June 30, 2019	
			Face Amount/ Par Value	Market Value		Face Amount/ Par Value	Market Value
Frost DDA	2.51%	07/01/19	\$ 1,136,845	\$ 1,136,845	\$ (547,403)	\$ 589,442	\$ 589,442
SSB MMA 1332	2.56%	07/01/19	2,852,338	2,852,338	(1,993,122)	859,216	859,216
SSB MMA 7888	2.56%	07/01/19	584,621	584,621	3,740	588,361	588,361
NexBank MMA	2.63%	07/01/19	234,551	234,551	1,553	236,103	236,103
NexBank ICS Savings	2.63%	07/01/19	19,431,036	19,431,036	128,732	19,559,768	19,559,768
Goldman Sachs Gov't MMF	1.96%	07/01/19	3,100,416	3,100,416	15,522	3,115,938	3,115,938
TexPool	2.38%	07/01/19	11,672,529	11,672,529	(2,244,947)	9,427,582	9,427,582
LegacyTexas Bank CD	1.55%	04/04/19	2,046,884	2,046,884	(2,046,884)	–	–
InterBank CDARS	2.38%	04/04/19	1,880,000	1,880,000	(1,880,000)	–	–
InterBank CDARS	2.35%	04/04/19	2,880,000	2,880,000	(2,880,000)	–	–
InterBank CD	2.35%	04/05/19	120,000	120,000	(120,000)	–	–
InterBank CD	2.35%	04/05/19	120,000	120,000	(120,000)	–	–
WallisBank CD	2.00%	04/18/19	2,040,301	2,040,301	(2,040,301)	–	–
LegacyTexas Bank CD	1.80%	05/31/19	1,022,675	1,022,675	(1,022,675)	–	–
LegacyTexas Bank CD	1.80%	06/06/19	5,113,374	5,113,374	(5,113,374)	–	–
Texas Bank Fin CDARS	2.81%	07/25/19	2,038,707	2,038,707	14,332	2,053,039	2,053,039
East West Bank CD	2.64%	09/16/19	2,002,461	2,002,461	13,223	2,015,684	2,015,684
East West Bank CD	2.38%	09/26/19	3,585,699	3,585,699	21,339	3,607,038	3,607,038
East West Bank CD	2.80%	09/27/19	1,024,072	1,024,072	7,174	1,031,246	1,031,246
Texas Bank Fin CDARS	2.86%	10/24/19	2,039,403	2,039,403	14,593	2,053,996	2,053,996
Origin Bank CD	1.94%	12/07/19	2,561,047	2,561,047	12,523	2,573,570	2,573,570
WallisBank CD	2.87%	12/13/19	1,007,077	1,007,077	7,285	1,014,362	1,014,362
LegacyTexas Bank CD	2.20%	01/17/20	3,077,585	3,077,585	17,097	3,094,682	3,094,682
Texas Bank Fin CDARS	2.91%	01/23/20	2,040,099	2,040,099	14,854	2,054,953	2,054,953
WallisBank CD	2.90%	03/13/20	3,021,452	3,021,452	22,086	3,043,538	3,043,538
East West Bank CD	2.83%	03/14/20	1,523,323	1,523,323	10,786	1,534,108	1,534,108
Texas Security Bank CD	2.50%	03/22/20	3,500,000	3,500,000	–	3,500,000	3,500,000
InterBank CDARS	2.65%	04/02/20	–	–	1,880,000	1,880,000	1,880,000
InterBank CDARS	2.65%	04/02/20	–	–	2,880,000	2,880,000	2,880,000
InterBank CD	2.65%	04/05/20	–	–	120,000	120,000	120,000
InterBank CD	2.65%	04/05/20	–	–	120,000	120,000	120,000
InterBank CDARS	2.65%	04/09/20	–	–	5,000,000	5,000,000	5,000,000
LegacyTexas Bank CD	2.88%	06/15/20	2,535,917	2,535,917	18,453	2,554,370	2,554,370
LegacyTexas Bank CD	2.65%	06/15/20	3,000,000	3,000,000	20,083	3,020,083	3,020,083
Third Coast Bank CD	2.96%	09/14/20	2,536,856	2,536,856	18,940	2,555,795	2,555,795
LegacyTexas Bank CD	2.68%	09/15/20	5,000,000	5,000,000	33,851	5,033,851	5,033,851
LegacyTexas Bank CD	3.05%	12/11/20	3,022,618	3,022,618	23,296	3,045,915	3,045,915
LegacyTexas Bank CD	3.05%	12/11/20	2,015,079	2,015,079	15,531	2,030,610	2,030,610
LegacyTexas Bank CD	2.70%	12/15/20	3,000,000	3,000,000	20,463	3,020,463	3,020,463
Texas Bank Fin CDARS	2.96%	01/28/21	3,000,000	3,000,000	–	3,000,000	3,000,000
LegacyTexas Bank CD	2.38%	06/07/21	–	–	5,000,000	5,000,000	5,000,000
<b>TOTAL</b>			<b>\$ 105,766,962</b>	<b>\$ 105,766,962</b>	<b>\$ (4,553,248)</b>	<b>\$ 101,213,714</b>	<b>\$ 101,213,714</b>

**Allocation**  
**June 30, 2019**

<b>Book and Market Value</b>	<b>Investment Total</b>	<b>Consolidated (Pooled)</b>	<b>CCPD</b>	<b>Non-Profit Trust</b>	<b>2015 CO's</b>	<b>2016 SWIRFT Bonds</b>	<b>2017 CO's</b>	<b>Unreimbursed Medical</b>
Frost DDA	\$ 589,442	\$ 548,370	\$ -	\$ 500	\$ -	\$ -	\$ -	\$ 40,572
SSB MMA 1332	859,216	-	859,216	-	-	-	-	-
SSB MMA 7888	588,361	588,361	-	-	-	-	-	-
NexBank MMA	236,103	123,313	-	-	-	-	112,791	-
NexBank ICS Savings	19,559,768	12,413,664	-	-	-	-	7,146,104	-
Goldman Sachs Gov't MMF	3,115,938	-	-	-	-	3,115,938	-	-
TexPool	9,427,582	7,367,782	992,360	391,582	-	-	675,858	-
07/25/19-Texas Bank Fin CDARS	2,053,039	2,053,039	-	-	-	-	-	-
09/16/19-East West Bank CD	2,015,684	-	-	-	-	-	2,015,684	-
09/26/19-East West Bank CD	3,607,038	3,607,038	-	-	-	-	-	-
09/27/19-East West Bank CD	1,031,246	-	-	-	-	1,031,246	-	-
10/24/19-Texas Bank Fin CDARS	2,053,996	2,053,996	-	-	-	-	-	-
12/07/19-Origin Bank CD	2,573,570	2,573,570	-	-	-	-	-	-
12/13/19-WallisBank CD	1,014,362	1,014,362	-	-	-	-	-	-
01/17/20-LegacyTexas Bank CD	3,094,682	3,094,682	-	-	-	-	-	-
01/23/20-Texas Bank Fin CDARS	2,054,953	2,054,953	-	-	-	-	-	-
03/13/20-WallisBank CD	3,043,538	3,043,538	-	-	-	-	-	-
03/14/20-East West Bank CD	1,534,108	1,534,108	-	-	-	-	-	-
03/22/20-Texas Security Bank CD	3,500,000	3,500,000	-	-	-	-	-	-
04/02/20-InterBank CDARS	1,880,000	-	1,880,000	-	-	-	-	-
04/02/20-InterBank CDARS	2,880,000	2,880,000	-	-	-	-	-	-
04/05/20-InterBank CD	120,000	-	120,000	-	-	-	-	-
04/05/20-InterBank CD	120,000	120,000	-	-	-	-	-	-
04/09/20-InterBank CDARS	5,000,000	2,000,000	3,000,000	-	-	-	-	-
06/15/20-LegacyTexas Bank CD	2,554,370	2,554,370	-	-	-	-	-	-
06/15/20-LegacyTexas Bank CD	3,020,083	3,020,083	-	-	-	-	-	-
09/14/20-Third Coast Bank CD	2,555,795	2,555,795	-	-	-	-	-	-
09/15/20-LegacyTexas Bank CD	5,033,851	5,033,851	-	-	-	-	-	-
12/11/20-LegacyTexas Bank CD	3,045,915	-	3,045,915	-	-	-	-	-
12/11/20-LegacyTexas Bank CD	2,030,610	2,030,610	-	-	-	-	-	-
12/15/20-LegacyTexas Bank CD	3,020,463	3,020,463	-	-	-	-	-	-
01/28/21-Texas Bank Fin CDARS	3,000,000	3,000,000	-	-	-	-	-	-
06/07/21-LegacyTexas Bank CD	5,000,000	5,000,000	-	-	-	-	-	-
<b>Totals</b>	<b>\$ 101,213,714</b>	<b>\$ 76,785,949</b>	<b>\$ 9,897,491</b>	<b>\$ 392,082</b>	<b>\$ -</b>	<b>\$ 4,147,184</b>	<b>\$ 9,950,436</b>	<b>\$ 40,572</b>



**Allocation**

**March 31, 2019**

<b>Book and Market Value</b>	<b>Investment Total</b>	<b>Consolidated (Pooled)</b>	<b>CCPD</b>	<b>Non-Profit Trust</b>	<b>2015 CO's</b>	<b>2016 SWIRFT Bonds</b>	<b>2017 CO's</b>	<b>Unreimbursed Medical</b>
Frost DDA	\$ 1,136,845	\$ 1,106,024	\$ -	\$ 500	\$ -	\$ -	\$ -	\$ 30,322
SSB MMA 1332	2,852,338	-	2,852,338	-	-	-	-	-
SSB MMA 7888	584,621	584,621	-	-	-	-	-	-
NexBank MMA	234,551	122,502	-	-	-	-	112,049	-
NexBank ICS Savings	19,431,036	12,331,964	-	-	-	-	7,099,072	-
Goldman Sachs Gov't MMF	3,100,416	-	-	-	-	3,100,416	-	-
TexPool	11,672,529	7,089,405	1,619,658	222,118	2,119,527	-	621,821	-
04/04/19-LegacyTexas Bank CD	2,046,884	-	-	-	-	-	2,046,884	-
04/04/19-InterBank CDARS	1,880,000	-	1,880,000	-	-	-	-	-
04/04/19-InterBank CDARS	2,880,000	2,880,000	-	-	-	-	-	-
04/05/19-InterBank CD	120,000	-	120,000	-	-	-	-	-
04/05/19-InterBank CD	120,000	120,000	-	-	-	-	-	-
04/18/19-WallisBank CD	2,040,301	2,040,301	-	-	-	-	-	-
05/31/19-LegacyTexas Bank CD	1,022,675	1,022,675	-	-	-	-	-	-
06/06/19-LegacyTexas Bank CD	5,113,374	5,113,374	-	-	-	-	-	-
07/25/19-Texas Bank Fin CDARS	2,038,707	2,038,707	-	-	-	-	-	-
09/16/19-East West Bank CD	2,002,461	-	-	-	-	-	2,002,461	-
09/26/19-East West Bank CD	3,585,699	3,585,699	-	-	-	-	-	-
09/27/19-East West Bank CD	1,024,072	-	-	-	-	1,024,072	-	-
10/24/19-Texas Bank Fin CDARS	2,039,403	2,039,403	-	-	-	-	-	-
12/07/19-Origin Bank CD	2,561,047	2,561,047	-	-	-	-	-	-
12/13/19-WallisBank CD	1,007,077	1,007,077	-	-	-	-	-	-
01/17/20-LegacyTexas Bank CD	3,077,585	3,077,585	-	-	-	-	-	-
01/23/20-Texas Bank Fin CDARS	2,040,099	2,040,099	-	-	-	-	-	-
03/13/20-WallisBank CD	3,021,452	3,021,452	-	-	-	-	-	-
03/14/20-East West Bank CD	1,523,323	1,523,323	-	-	-	-	-	-
03/22/20-Texas Security Bank CD	3,500,000	3,500,000	-	-	-	-	-	-
06/15/20-LegacyTexas Bank CD	2,535,917	2,535,917	-	-	-	-	-	-
06/15/20-LegacyTexas Bank CD	3,000,000	3,000,000	-	-	-	-	-	-
09/14/20-Third Coast Bank CD	2,536,856	2,536,856	-	-	-	-	-	-
09/15/20-LegacyTexas Bank CD	5,000,000	5,000,000	-	-	-	-	-	-
12/11/20-LegacyTexas Bank CD	3,022,618	-	3,022,618	-	-	-	-	-
12/11/20-LegacyTexas Bank CD	2,015,079	2,015,079	-	-	-	-	-	-
12/15/20-LegacyTexas Bank CD	3,000,000	3,000,000	-	-	-	-	-	-
01/28/21-Texas Bank Fin CDARS	3,000,000	3,000,000	-	-	-	-	-	-
<b>Totals</b>	<b>\$ 105,766,962</b>	<b>\$ 77,893,107</b>	<b>\$ 9,494,613</b>	<b>\$ 222,618</b>	<b>\$ 2,119,527</b>	<b>\$ 4,124,488</b>	<b>\$ 11,882,287</b>	<b>\$ 30,322</b>