



QUARTERLY INVESTMENT REPORT

For the Quarter Ended

March 31, 2020

Prepared by
Valley View Consulting, L.L.C.

The investment portfolio of the City of Keller is in compliance with the Public Funds Investment Act and the Investment Policy and Strategies.

Director of Administrative Services/Finance -
Investment Officer

Mayor

City Manager

Council Member

Assistant Director of Finance - Investment Officer

Council Member

Disclaimer: These reports were compiled using information provided by the City. No procedures were performed to test the accuracy or completeness of this information. The market values included in these reports were obtained by Valley View Consulting, L.L.C. from sources believed to be accurate and represent proprietary valuation. Due to market fluctuations these levels are not necessarily reflective of current liquidation values. Yield calculations are not determined using standard performance formulas, are not representative of total return yields and do not account for investment advisor fees.

Summary

Quarter End Results by Investment Category:

Asset Type	December 31, 2019			March 31, 2020		
	Ave. Yield	Book Value	Market Value	Ave. Yield	Book Value	Market Value
Demand Accounts	1.80%	\$ 1,325,345	\$ 1,325,345	1.77%	\$ 814,567	\$ 814,567
NOW/MMA/Pools	1.66%	56,292,346	56,292,346	0.99%	55,960,060	55,960,060
Securities/CDs	2.73%	54,991,730	54,991,730	2.61%	53,876,339	53,876,339
Totals	2.19%	\$ 112,609,421	\$ 112,609,421	1.79%	\$ 110,650,966	\$ 110,650,966

Average Yield - Current Quarter (1)

Total Portfolio	1.79%
Rolling Three Month Treasury	1.17%
Rolling Six Month Treasury	1.39%
TexPool	1.00%

Fiscal Year-to-Date Average Yield (2)

Total Portfolio	1.99%
Rolling Three Month Treasury	1.38%
Rolling Six Month Treasury	1.58%
TexPool	1.33%

Interest Income (Approximate)

Quarterly Interest Income	\$ 555,809
Fiscal Year-to-date Interest Income	\$ 1,158,793

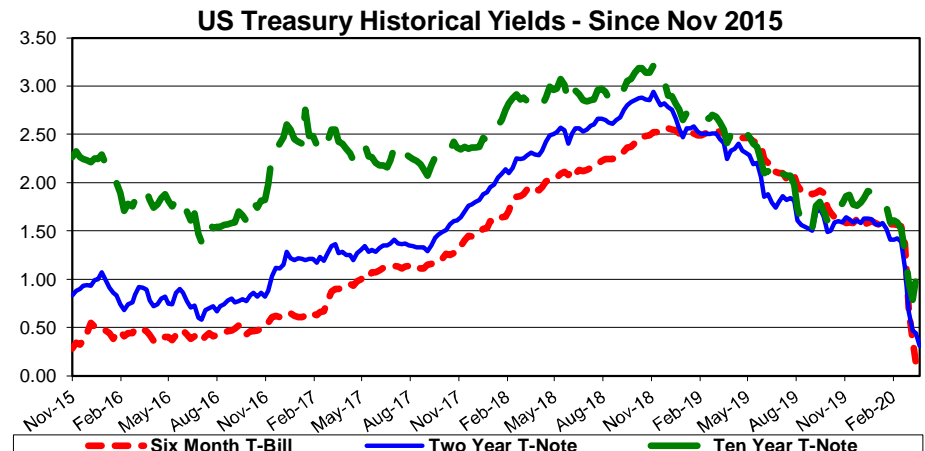
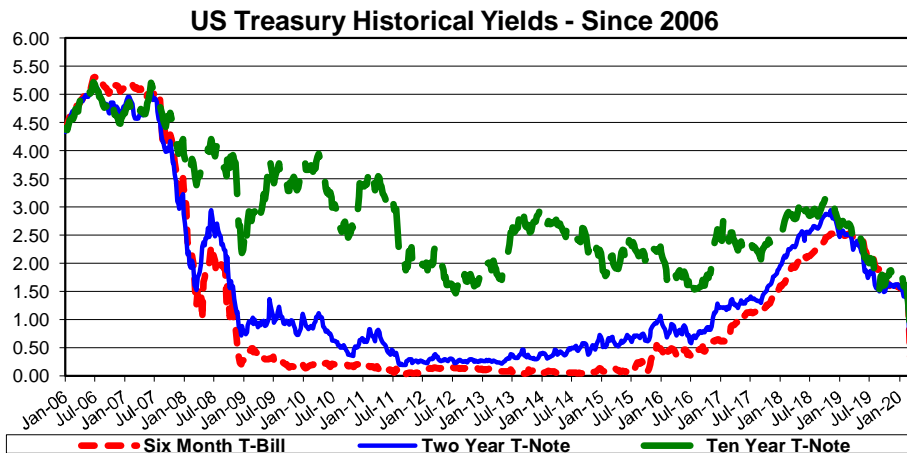
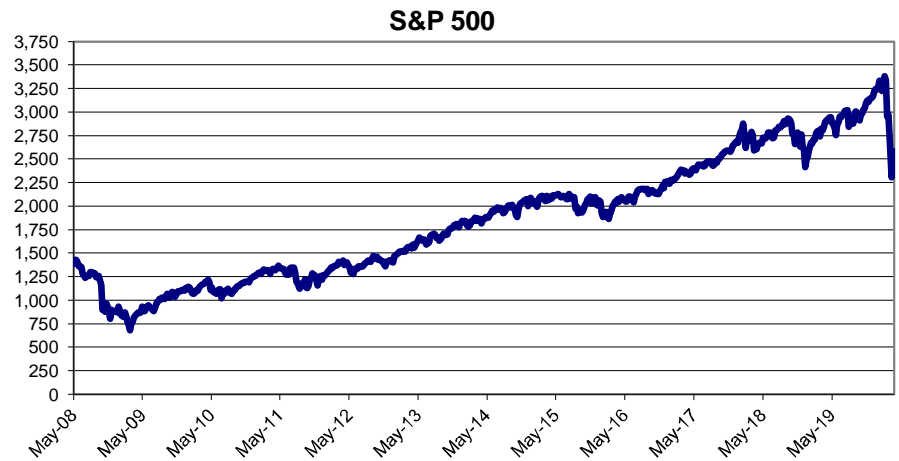
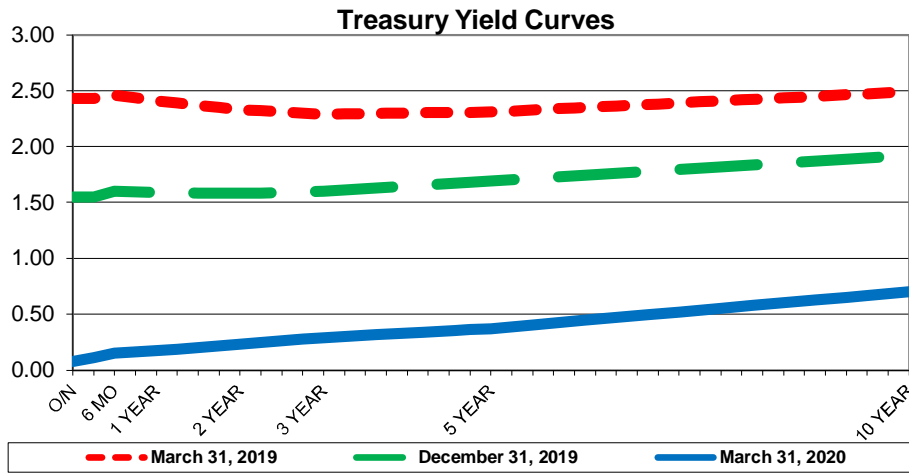
Bank Fee Offset

Current Quarter Bank Fee Offset	\$ 5,194
Year-to-Date Bank Fee Offset	\$ 11,352

(1) **Average Yield - Current Quarter** - based on adjusted book value, realized and unrealized gains/losses and investment advisory fees are not considered. The yield for the reporting month is used for bank, pool, and money market balances.

(2) **Fiscal Year-to-Date Average Yields** - calculated using quarter end report yields and adjusted book values and does not reflect a total return analysis or account for advisory fees.

Due to COVID-19 pandemic concerns, the Federal Open Market Committee (FOMC) dramatically reduced the Fed Funds target range to 0.00% to 0.25% (Effective Fed Funds are trading +/- 0.10%). Worldwide economic activity has collapsed because of Coronavirus "social isolation" and other related actions. The Yield Curve plummeted. Crude oil declined severely to less than \$25 per barrel. Unemployment claims leaped to over 10 million. The Stock Market "corrected" into a full bear market. U.S. monetary and fiscal programs are designed to stabilize and improve near term economic conditions. Time will tell how long the pandemic lasts and full recovery takes.



Investment Holdings
March 31, 2020

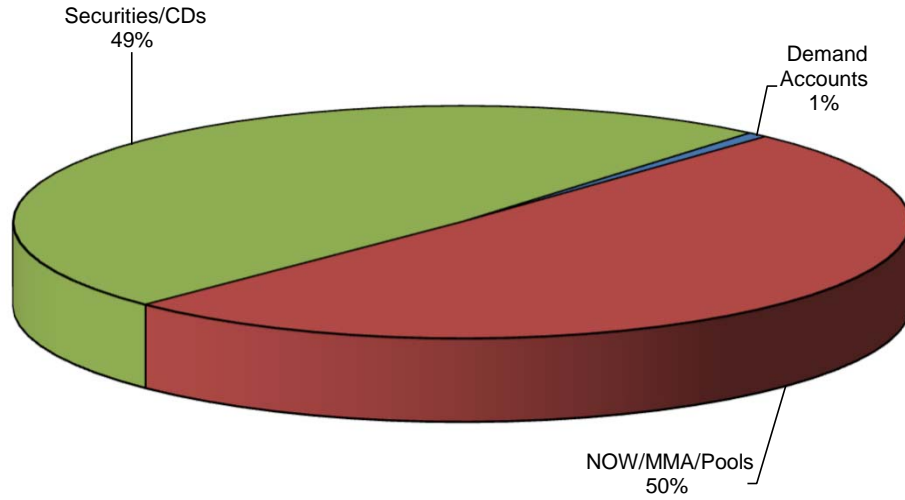
Description	Ratings	Coupon/ Discount	Maturity Date	Settlement Date	Face Amount/ Par Value	Book Value	Market Price	Market Value	Life (Day)	Yield
Frost DDA (3)		1.77%	04/01/20	03/31/20	\$ 814,567	\$ 814,567	1.00	\$ 814,567	1	1.77%
SSB MMA 1332		1.33%	04/01/20	03/31/20	872,048	872,048	1.00	872,048	1	1.33%
SSB MMA 7888		1.33%	04/01/20	03/31/20	597,148	597,148	1.00	597,148	1	1.33%
NexBank MMA		0.90%	04/01/20	03/31/20	240,046	240,046	1.00	240,046	1	0.90%
NexBank ICS Savings		1.01%	04/01/20	03/31/20	15,471,623	15,471,623	1.00	15,471,623	1	1.01%
Goldman Sachs Gov't MMF	AAAm	0.33%	04/01/20	03/31/20	1,658,583	1,658,583	1.00	1,658,583	1	0.33%
TexPool	AAAm	1.00%	04/01/20	03/31/20	37,120,612	37,120,612	1.00	37,120,612	1	1.00%
SUBTOTAL					\$ 56,774,627	\$ 56,774,627		\$ 56,774,627	1	1.00%
									(1)	(2)
InterBank CDARS		2.65%	04/02/20	04/04/19	1,880,000	1,880,000	100.00	1,880,000	2	2.68%
InterBank CDARS		2.65%	04/02/20	04/04/19	2,880,000	2,880,000	100.00	2,880,000	2	2.68%
InterBank CD		2.65%	04/05/20	04/05/19	120,000	120,000	100.00	120,000	5	2.68%
InterBank CD		2.65%	04/05/20	04/05/19	120,000	120,000	100.00	120,000	5	2.68%
InterBank CDARS		2.65%	04/09/20	04/11/19	5,000,000	5,000,000	100.00	5,000,000	9	2.69%
LegacyTexas Bank CD		2.88%	06/15/20	09/14/18	2,610,129	2,610,129	100.00	2,610,129	76	2.92%
LegacyTexas Bank CD		2.65%	06/15/20	03/15/19	3,080,696	3,080,696	100.00	3,080,696	76	2.68%
East West Bank CD		1.72%	07/21/20	01/21/20	5,016,756	5,016,756	100.00	5,016,756	112	1.73%
Third Coast Bank CD		2.96%	09/14/20	09/14/18	2,613,004	2,613,004	100.00	2,613,004	167	3.00%
LegacyTexas Bank CD		2.68%	09/15/20	03/15/19	5,136,034	5,136,034	100.00	5,136,034	168	2.71%
Texas Bank Fin CDARS		2.50%	10/22/20	10/24/19	2,022,038	2,022,038	100.00	2,022,038	205	2.53%
LegacyTexas Bank CD		3.05%	12/11/20	12/13/18	3,116,367	3,116,367	100.00	3,116,367	255	3.09%
LegacyTexas Bank CD		3.05%	12/11/20	12/13/18	2,077,578	2,077,578	100.00	2,077,578	255	3.09%
LegacyTexas Bank CD		2.70%	12/15/20	03/15/19	3,082,237	3,082,237	100.00	3,082,237	259	2.73%
Texas Bank Fin CDARS		2.37%	01/21/21	01/23/20	2,008,987	2,008,987	100.00	2,008,987	296	2.40%
Texas Bank Fin CDARS		2.37%	01/21/21	01/23/20	5,022,467	5,022,467	100.00	5,022,467	296	2.40%
Texas Bank Fin CDARS		2.96%	01/28/21	01/31/19	3,000,000	3,000,000	100.00	3,000,000	303	3.00%
LegacyTexas Bank CD		2.38%	06/07/21	06/07/19	5,090,044	5,090,044	100.00	5,090,044	433	2.41%
SUBTOTAL					\$ 53,876,339	\$ 53,876,339		\$ 53,876,339	187	2.61%
									(1)	(2)
TOTAL					\$ 110,650,966	\$ 110,650,966		\$ 110,650,966	92	1.79%
									(1)	(2)

(1) **Weighted average life** - For purposes of calculating weighted average life, bank accounts, pools and money market funds are assumed to have an one day maturity.

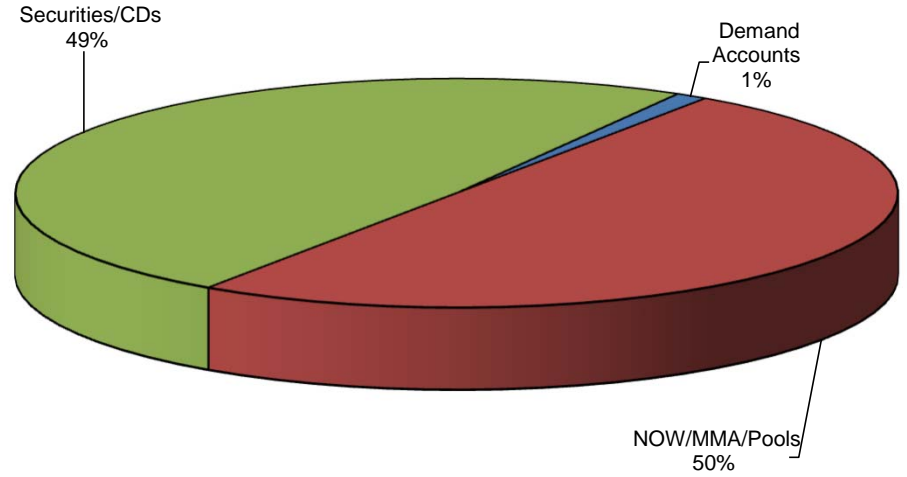
(2) **Weighted average yield to maturity** - The weighted average yield to maturity is based on adjusted book value, realized and unrealized gains/losses and investment advisory fees are not considered. The yield for the reporting month is used for bank accounts, pools, and money market funds.

(3) **Earnings Credit Rate** - The City's Frost DDA accrues earnings credit to offset service charges and fees. No hard interest is paid.

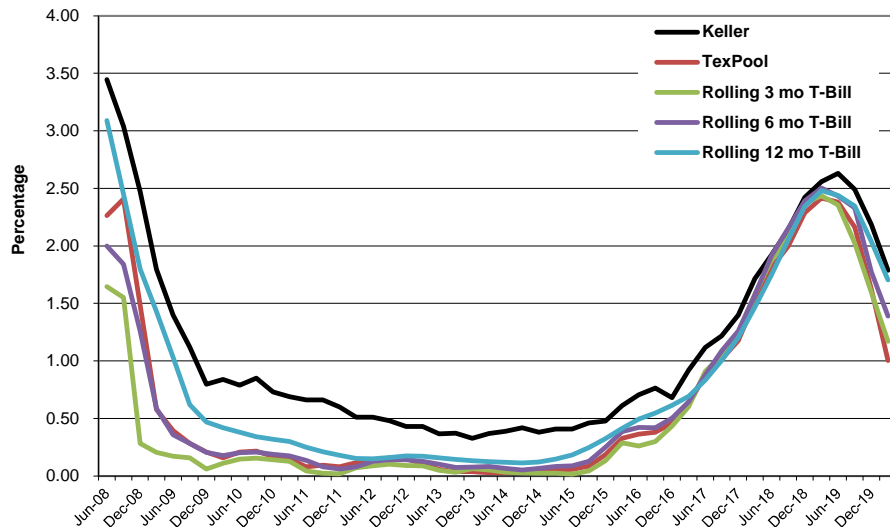
**Portfolio Composition
Current Quarter**



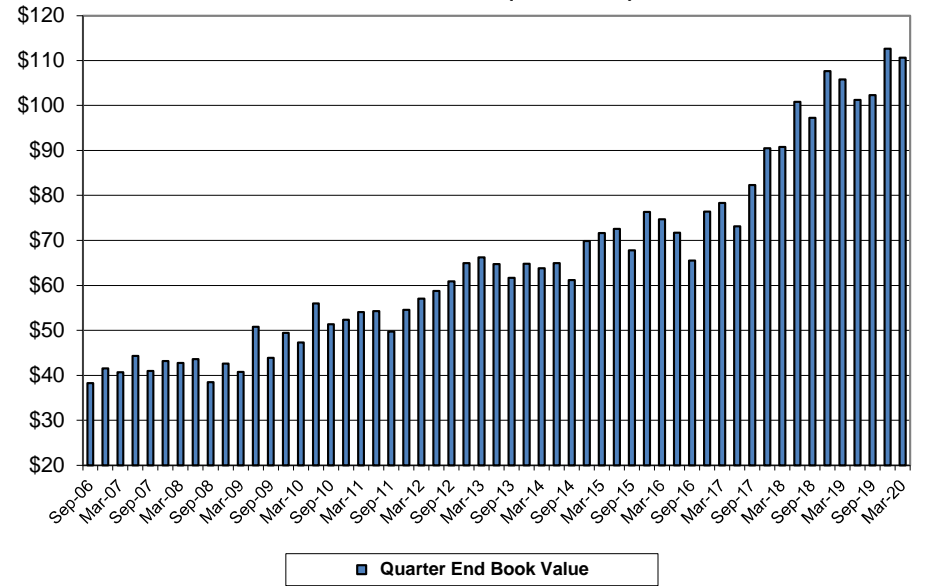
**Portfolio Composition
Previous Quarter**



Historical Yields



Total Portfolio (in Millions)



Book Value Comparison

Description	Coupon/ Discount	Maturity Date	December 31, 2019		Purchases/ Adjustments	Sales/Adjust/ Call/Maturity	March 31, 2020	
			Face Amount/ Par Value	Book Value			Face Amount/ Par Value	Book Value
Frost DDA	1.77%	04/01/20	\$ 1,325,345	\$ 1,325,345	\$ –	\$ (510,778)	\$ 814,567	\$ 814,567
SSB MMA 1332	1.33%	04/01/20	868,568	868,568	3,481		872,048	872,048
SSB MMA 7888	1.33%	04/01/20	594,765	594,765	2,383		597,148	597,148
NexBank MMA	0.90%	04/01/20	239,145	239,145	901		240,046	240,046
NexBank ICS Savings	1.01%	04/01/20	18,766,625	18,766,625		(3,295,002)	15,471,623	15,471,623
Goldman Sachs Gov't MMF	0.33%	04/01/20	4,182,439	4,182,439		(2,523,855)	1,658,583	1,658,583
TexPool	1.00%	04/01/20	31,640,805	31,640,805	5,479,807		37,120,612	37,120,612
LegacyTexas Bank CD	2.20%	01/17/20	3,128,974	3,128,974		(3,128,974)	–	–
Texas Bank Fin CDARS	2.91%	01/23/20	2,085,319	2,085,319		(2,085,319)	–	–
WallisBank CD	2.90%	03/13/20	3,087,951	3,087,951		(3,087,951)	–	–
East West Bank CD	2.83%	03/14/20	1,556,150	1,556,150		(1,556,150)	–	–
Texas Security Bank CD	2.50%	03/22/20	3,500,000	3,500,000		(3,500,000)	–	–
InterBank CDARS	2.65%	04/02/20	1,880,000	1,880,000			1,880,000	1,880,000
InterBank CDARS	2.65%	04/02/20	2,880,000	2,880,000			2,880,000	2,880,000
InterBank CD	2.65%	04/05/20	120,000	120,000			120,000	120,000
InterBank CD	2.65%	04/05/20	120,000	120,000			120,000	120,000
InterBank CDARS	2.65%	04/09/20	5,000,000	5,000,000			5,000,000	5,000,000
LegacyTexas Bank CD	2.88%	06/15/20	2,591,477	2,591,477	18,652		2,610,129	2,610,129
LegacyTexas Bank CD	2.65%	06/15/20	3,060,431	3,060,431	20,264		3,080,696	3,080,696
East West Bank CD	1.72%	07/21/20	–	–	5,016,756		5,016,756	5,016,756
Third Coast Bank CD	2.96%	09/14/20	2,593,891	2,593,891	19,113		2,613,004	2,613,004
LegacyTexas Bank CD	2.68%	09/15/20	5,101,870	5,101,870	34,165		5,136,034	5,136,034
Texas Bank Fin CDARS	2.50%	10/22/20	2,009,474	2,009,474	12,563		2,022,038	2,022,038
LegacyTexas Bank CD	3.05%	12/11/20	3,092,790	3,092,790	23,578		3,116,367	3,116,367
LegacyTexas Bank CD	3.05%	12/11/20	2,061,860	2,061,860	15,718		2,077,578	2,077,578
LegacyTexas Bank CD	2.70%	12/15/20	3,061,582	3,061,582	20,655		3,082,237	3,082,237
Texas Bank Fin CDARS	2.37%	01/21/21	–	–	2,008,987		2,008,987	2,008,987
Texas Bank Fin CDARS	2.37%	01/21/21	–	–	5,022,467		5,022,467	5,022,467
Texas Bank Fin CDARS	2.96%	01/28/21	3,000,000	3,000,000			3,000,000	3,000,000
LegacyTexas Bank CD	2.38%	06/07/21	5,059,960	5,059,960	30,084		5,090,044	5,090,044
TOTAL			\$ 112,609,421	\$ 112,609,421	\$ 17,729,575	\$ (19,688,030)	\$ 110,650,966	\$ 110,650,966

Market Value Comparison

Description	Coupon/ Discount	Maturity Date	December 31, 2019		Qtr to Qtr Change	March 31, 2020	
			Face Amount/ Par Value	Market Value		Face Amount/ Par Value	Market Value
Frost DDA	1.77%	04/01/20	\$ 1,325,345	\$ 1,325,345	\$ (510,778)	\$ 814,567	\$ 814,567
SSB MMA 1332	1.33%	04/01/20	868,568	868,568	3,481	872,048	872,048
SSB MMA 7888	1.33%	04/01/20	594,765	594,765	2,383	597,148	597,148
NexBank MMA	0.90%	04/01/20	239,145	239,145	901	240,046	240,046
NexBank ICS Savings	1.01%	04/01/20	18,766,625	18,766,625	(3,295,002)	15,471,623	15,471,623
Goldman Sachs Gov't MMF	0.33%	04/01/20	4,182,439	4,182,439	(2,523,855)	1,658,583	1,658,583
TexPool	1.00%	04/01/20	31,640,805	31,640,805	5,479,807	37,120,612	37,120,612
LegacyTexas Bank CD	2.20%	01/17/20	3,128,974	3,128,974	(3,128,974)	–	–
Texas Bank Fin CDARS	2.91%	01/23/20	2,085,319	2,085,319	(2,085,319)	–	–
WallisBank CD	2.90%	03/13/20	3,087,951	3,087,951	(3,087,951)	–	–
East West Bank CD	2.83%	03/14/20	1,556,150	1,556,150	(1,556,150)	–	–
Texas Security Bank CD	2.50%	03/22/20	3,500,000	3,500,000	(3,500,000)	–	–
InterBank CDARS	2.65%	04/02/20	1,880,000	1,880,000		1,880,000	1,880,000
InterBank CDARS	2.65%	04/02/20	2,880,000	2,880,000		2,880,000	2,880,000
InterBank CD	2.65%	04/05/20	120,000	120,000		120,000	120,000
InterBank CD	2.65%	04/05/20	120,000	120,000		120,000	120,000
InterBank CDARS	2.65%	04/09/20	5,000,000	5,000,000		5,000,000	5,000,000
LegacyTexas Bank CD	2.88%	06/15/20	2,591,477	2,591,477	18,652	2,610,129	2,610,129
LegacyTexas Bank CD	2.65%	06/15/20	3,060,431	3,060,431	20,264	3,080,696	3,080,696
East West Bank CD	1.72%	07/21/20	–	–	5,016,756	5,016,756	5,016,756
Third Coast Bank CD	2.96%	09/14/20	2,593,891	2,593,891	19,113	2,613,004	2,613,004
LegacyTexas Bank CD	2.68%	09/15/20	5,101,870	5,101,870	34,165	5,136,034	5,136,034
Texas Bank Fin CDARS	2.50%	10/22/20	2,009,474	2,009,474	12,563	2,022,038	2,022,038
LegacyTexas Bank CD	3.05%	12/11/20	3,092,790	3,092,790	23,578	3,116,367	3,116,367
LegacyTexas Bank CD	3.05%	12/11/20	2,061,860	2,061,860	15,718	2,077,578	2,077,578
LegacyTexas Bank CD	2.70%	12/15/20	3,061,582	3,061,582	20,655	3,082,237	3,082,237
Texas Bank Fin CDARS	2.37%	01/21/21	–	–	2,008,987	2,008,987	2,008,987
Texas Bank Fin CDARS	2.37%	01/21/21	–	–	5,022,467	5,022,467	5,022,467
Texas Bank Fin CDARS	2.96%	01/28/21	3,000,000	3,000,000		3,000,000	3,000,000
LegacyTexas Bank CD	2.38%	06/07/21	5,059,960	5,059,960	30,084	5,090,044	5,090,044
TOTAL			\$ 112,609,421	\$ 112,609,421	\$ (1,958,455)	\$ 110,650,966	\$ 110,650,966

Allocation

March 31, 2020

Book and Market Value	Investment Total	Consolidated (Pooled)	CCPD	Non-Profit Trust	2016 SWIRFT Bonds	2017 CO's	2019 CO's	Unreimbursed Medical
Frost DDA	\$ 814,567	\$ 781,878	\$ -	\$ 500	\$ -	\$ -	\$ -	\$ 32,189
SSB MMA 1332	872,048	-	872,048	-	-	-	-	-
SSB MMA 7888	597,148	597,148	-	-	-	-	-	-
NexBank MMA	240,046	125,583	-	-	-	114,463	-	-
NexBank ICS Savings	15,471,623	11,585,637	-	-	-	3,885,985	-	-
Goldman Sachs Gov't MMF	1,658,583	-	-	-	1,658,583	-	-	-
TexPool	37,120,612	31,997,710	3,220,349	402,713	-	1,476,154	23,686	-
04/02/20-InterBank CDARS	1,880,000	-	1,880,000	-	-	-	-	-
04/02/20-InterBank CDARS	2,880,000	2,880,000	-	-	-	-	-	-
04/05/20-InterBank CD	120,000	-	120,000	-	-	-	-	-
04/05/20-InterBank CD	120,000	120,000	-	-	-	-	-	-
04/09/20-InterBank CDARS	5,000,000	5,000,000	-	-	-	-	-	-
06/15/20-LegacyTexas Bank CD	2,610,129	2,610,129	-	-	-	-	-	-
06/15/20-LegacyTexas Bank CD	3,080,696	3,080,696	-	-	-	-	-	-
07/21/20-East West Bank CD	5,016,756	5,016,756	-	-	-	-	-	-
09/14/20-Third Coast Bank CD	2,613,004	2,613,004	-	-	-	-	-	-
09/15/20-LegacyTexas Bank CD	5,136,034	5,136,034	-	-	-	-	-	-
10/22/20-Texas Bank Fin CDARS	2,022,038	2,022,038	-	-	-	-	-	-
12/11/20-LegacyTexas Bank CD	3,116,367	3,116,367	-	-	-	-	-	-
12/11/20-LegacyTexas Bank CD	2,077,578	2,077,578	-	-	-	-	-	-
12/15/20-LegacyTexas Bank CD	3,082,237	3,082,237	-	-	-	-	-	-
01/21/21-Texas Bank Fin CDARS	2,008,987	2,008,987	-	-	-	-	-	-
01/21/21-Texas Bank Fin CDARS	5,022,467	5,022,467	-	-	-	-	-	-
01/28/21-Texas Bank Fin CDARS	3,000,000	3,000,000	-	-	-	-	-	-
06/07/21-LegacyTexas Bank CD	5,090,044	5,090,044	-	-	-	-	-	-
Totals	\$ 110,650,966	\$ 96,964,295	\$ 6,092,397	\$ 403,213	\$ 1,658,583	\$ 5,476,602	\$ 23,686	\$ 32,189

Allocation

December 31, 2019

Book and Market Value	Investment Total	Consolidated (Pooled)	CCPD	Non-Profit Trust	2016 SWIRFT Bonds	2017 CO's	2019 CO's	Unreimbursed Medical
Frost DDA	\$ 1,325,345	\$ 1,296,234	\$ -	\$ 500	\$ -	\$ -	\$ -	\$ 28,611
SSB MMA 1332	868,568	-	868,568	-	-	-	-	-
SSB MMA 7888	594,765	594,765	-	-	-	-	-	-
NexBank MMA	239,145	125,111	-	-	-	114,034	-	-
NexBank ICS Savings	18,766,625	11,541,236	-	-	-	7,225,389	-	-
Goldman Sachs Gov't MMF	4,182,439	-	-	-	4,182,439	-	-	-
TexPool	31,640,805	26,632,679	1,842,784	388,666	-	2,720,311	56,365	-
01/17/20–LegacyTexas Bank CD	3,128,974	3,128,974	-	-	-	-	-	-
01/23/20–Texas Bank Fin CDARS	2,085,319	2,085,319	-	-	-	-	-	-
03/13/20–WallisBank CD	3,087,951	3,087,951	-	-	-	-	-	-
03/14/20–East West Bank CD	1,556,150	1,556,150	-	-	-	-	-	-
03/22/20–Texas Security Bank CD	3,500,000	3,500,000	-	-	-	-	-	-
04/02/20–InterBank CDARS	1,880,000	-	1,880,000	-	-	-	-	-
04/02/20–InterBank CDARS	2,880,000	2,880,000	-	-	-	-	-	-
04/05/20–InterBank CD	120,000	-	120,000	-	-	-	-	-
04/05/20–InterBank CD	120,000	120,000	-	-	-	-	-	-
04/09/20–InterBank CDARS	5,000,000	2,000,000	3,000,000	-	-	-	-	-
06/15/20–LegacyTexas Bank CD	2,591,477	2,591,477	-	-	-	-	-	-
06/15/20–LegacyTexas Bank CD	3,060,431	3,060,431	-	-	-	-	-	-
09/14/20–Third Coast Bank CD	2,593,891	2,593,891	-	-	-	-	-	-
09/15/20–LegacyTexas Bank CD	5,101,870	5,101,870	-	-	-	-	-	-
10/22/20–Texas Bank Fin CDARS	2,009,474	2,009,474	-	-	-	-	-	-
12/11/20–LegacyTexas Bank CD	3,092,790	-	3,092,790	-	-	-	-	-
12/11/20–LegacyTexas Bank CD	2,061,860	2,061,860	-	-	-	-	-	-
12/15/20–LegacyTexas Bank CD	3,061,582	3,061,582	-	-	-	-	-	-
01/28/21–Texas Bank Fin CDARS	3,000,000	3,000,000	-	-	-	-	-	-
06/07/21–LegacyTexas Bank CD	5,059,960	5,059,960	-	-	-	-	-	-
Totals	\$ 112,609,421	\$ 87,088,966	\$ 10,804,142	\$ 389,166	\$ 4,182,439	\$ 10,059,733	\$ 56,365	\$ 28,611