



QUARTERLY INVESTMENT REPORT

For the Quarter Ended

September 30, 2023

Prepared by
Valley View Consulting, L.L.C.

The investment portfolio of the City of Keller is in compliance with the Public Funds Investment Act and the Investment Policy and Strategies.



Director of Administrative Services/Finance -
Investment Officer




City Manager


Assistant Director of Finance - Investment Officer



Mayor



Council Member



Council Member

Disclaimer: These reports were compiled using information provided by the City. No procedures were performed to test the accuracy or completeness of this information. The market values included in these reports were obtained by Valley View Consulting, L.L.C. from sources believed to be accurate and represent proprietary valuation. Due to market fluctuations these levels are not necessarily reflective of current liquidation values. Yield calculations are not determined using standard performance formulas, are not representative of total return yields and do not account for investment advisor fees.

Annual Comparison of Portfolio Performance

FYE Results by Investment Category:

Asset Type	September 20, 2022			September 30, 2023		
	Ave. Yield	Book Value	Market Value	Ave. Yield	Book Value	Market Value
Demand Accounts	1.13%	\$ 1,117,274	\$ 1,117,274	1.79%	\$ 483,149	\$ 483,149
MMA/MMF/Pools	2.68%	79,161,197	79,161,197	5.46%	80,768,028	80,768,028
Securities/CDs	1.70%	61,998,231	61,660,436	4.85%	63,194,726	63,182,043
Totals		\$ 142,276,701	\$ 141,938,906		\$ 144,445,904	\$ 144,433,220
Fourth Quarter-End Yield	2.24%			5.18%		

Average Quarter-End Yields (1):

	2022 Fiscal Year	2023 Fiscal Year
Keller	0.91%	4.32%
Rolling Three Month Treasury	1.06%	4.95%
Rolling Six Month Treasury	1.01%	4.77%
TexPool	0.90%	4.74%
Fiscal YTD Interest Earnings	\$ 874,324 (Approximate)	\$ 5,827,475 (Approximate)

(1) Average Quarterly Yield calculated using quarter-end report average yield and adjusted book value.

Summary

Quarter End Results by Investment Category:

Asset Type	June 30, 2023			September 30, 2023		
	Ave. Yield	Book Value	Market Value	Ave. Yield	Book Value	Market Value
Demand Accounts	1.92%	\$ 3,002,210	\$ 3,002,210	1.79%	\$ 483,149	\$ 483,149
MMA/MMF/Pools	5.21%	78,806,350	78,806,350	5.46%	80,768,028	80,768,028
Securities/CDs	4.01%	64,392,841	64,331,242	4.85%	63,194,726	63,182,043
Totals	4.61%	\$ 146,201,401	\$ 146,139,802	5.18%	\$ 144,445,904	\$ 144,433,220

Average Yield - Current Quarter (1)

Total Portfolio	5.18%
Rolling Three Month Treasury	5.54%
Rolling Six Month Treasury	5.38%
TexPool	5.32%

Fiscal Year-to-Date Average Yield (2)

Total Portfolio	4.32%
Rolling Three Month Treasury	4.95%
Rolling Six Month Treasury	4.77%
TexPool	4.74%

Interest Income (Approximate)

Quarterly Interest Income	\$ 1,752,579
Fiscal Year-to-date Interest Income	\$ 5,827,475

Bank Fee Offset

Current Quarter Bank Fee Offset	\$ 5,475
Year-to-Date Bank Fee Offset	\$ 41,853

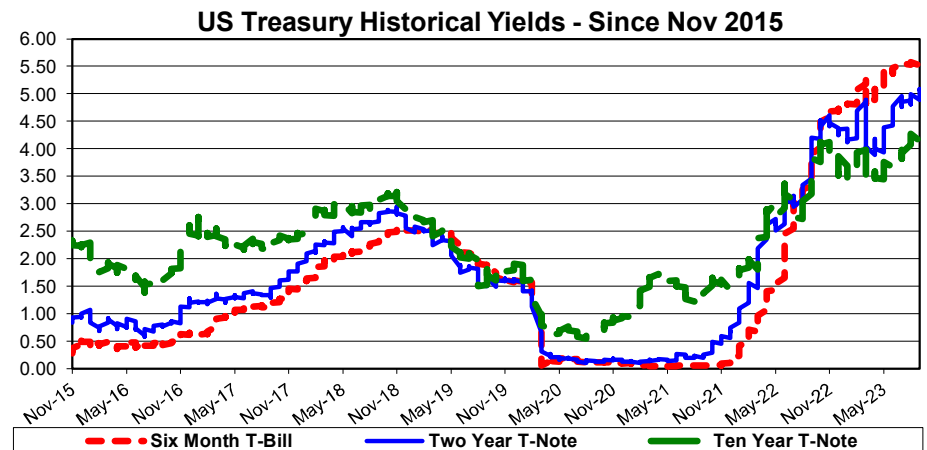
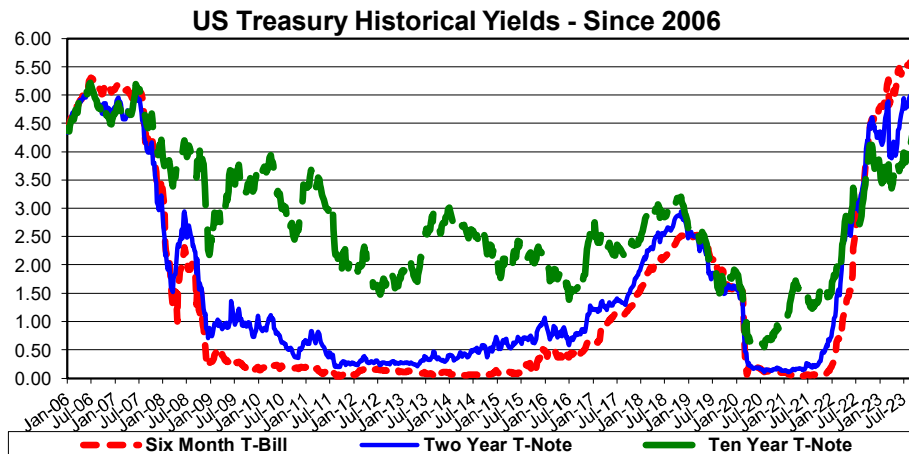
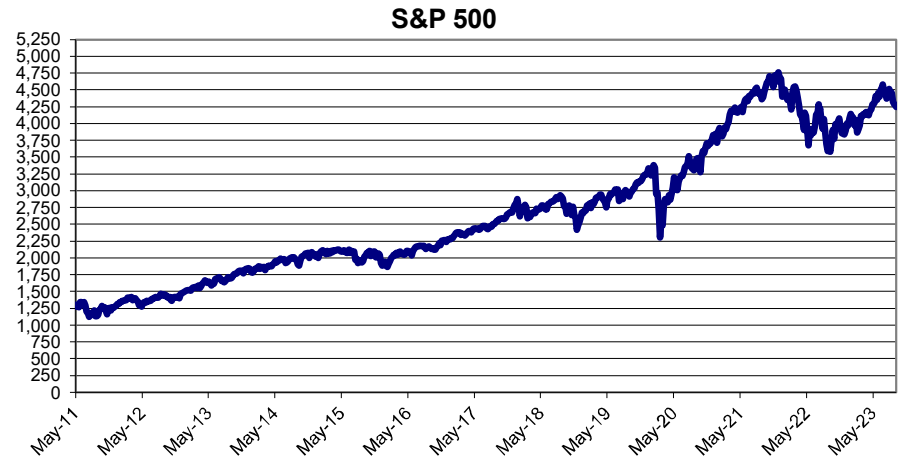
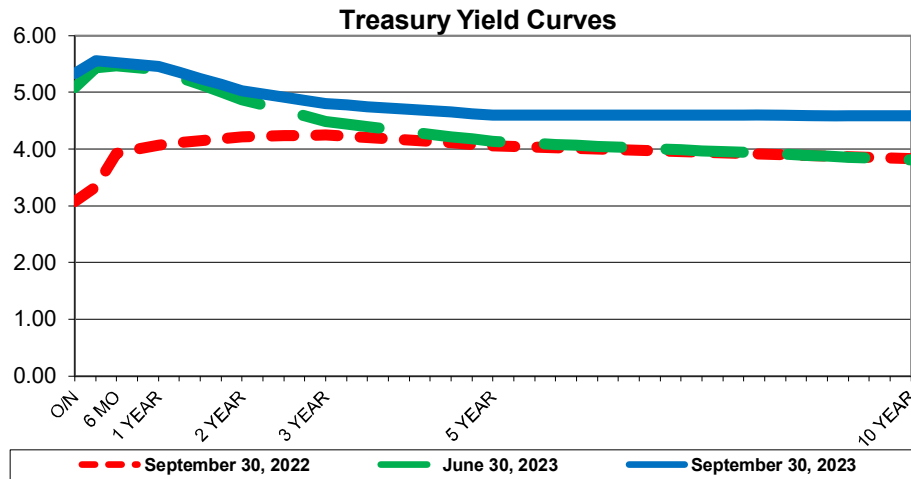
(1) **Average Yield - Current Quarter** - based on adjusted book value, realized and unrealized gains/losses and investment advisory fees are not considered. The yield for the reporting month is used for bank, pool, and money market balances.

(2) **Fiscal Year-to-Date Average Yields** - calculated using quarter end report yields and adjusted book values and does not reflect a total return analysis or account for advisory fees.

Economic Overview

9/30/2023

The Federal Open Market Committee (FOMC) maintained the Fed Funds target range 0.25% to 5.25% - 5.50% (Effective Fed Funds are trading +/-5.33%). A pause is projected at least until the September 19-20 meeting, with any future actions data-dependent. Second Quarter 2023 GDP posted 2.1%. September Non-Farm Payroll surged up 336k new jobs, above the 170k projection. The S&P Stock Index continued to slide below 4,300. The yield curve drifted higher on the long end. Crude Oil traded +/--\$85 per barrel. Inflation drifted lower but still over the FOMC 2% target (Core PCE +/-3.9% and CPI +/-3.7%). The slowing China and German economies, Ukrainian/Russian and Israeli/Hamas conflicts continue to weight on future outlooks.



**Investment Holdings
September 30, 2023**

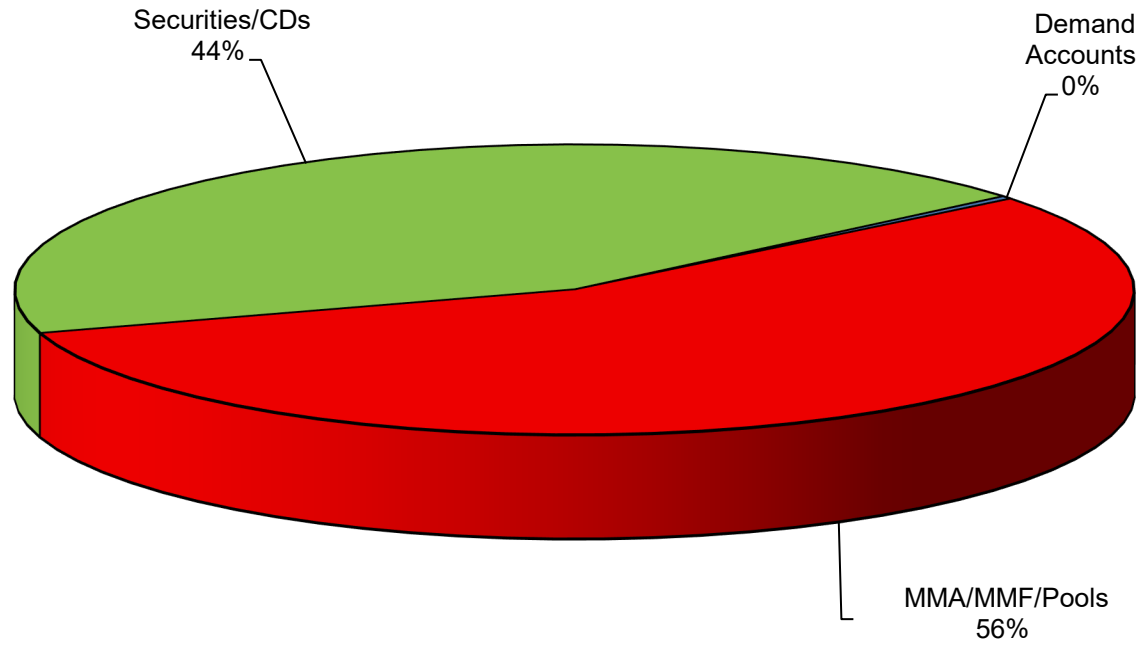
Description	Ratings	Coupon/ Discount	Maturity Date	Settlement Date	Face Amount/ Par Value	Book Value	Market Price	Market Value	Life (Day)	Yield
Frost DDA (3)		1.92%	10/01/23	09/30/23	\$ 244,872	\$ 244,872	1.00	\$ 244,872	1	1.92%
Wells Fargo Cash		1.65%	10/01/23	09/30/23	238,278	238,278	1.00	238,278	1	1.65%
Wells Fargo Sweep-MMF	AAAm	5.21%	10/01/23	09/30/23	1,349,026	1,349,026	1.00	1,349,026	1	5.21%
SSB MMA 7888		5.55%	10/01/23	09/30/23	11,637,542	11,637,542	1.00	11,637,542	1	5.55%
NexBank IntraFi MMA		5.55%	10/01/23	09/30/23	41,410,672	41,410,672	1.00	41,410,672	1	5.55%
Veritex Bank MMA		5.46%	10/01/23	09/30/23	25,746	25,746	1.00	25,746	1	5.46%
Dreyfus Gov't MMF	AAAm	4.97%	10/01/23	09/30/23	1,357,103	1,357,103	1.00	1,357,103	1	4.97%
TexPool	AAAm	5.32%	10/01/23	09/30/23	24,987,940	24,987,940	1.00	24,987,940	1	5.32%
SUBTOTAL					\$ 81,251,177	\$ 81,251,177		\$ 81,251,177	1	5.44%
									(1)	(2)
Frost Bank CD		0.45%	10/27/23	10/27/21	3,000,000	3,000,000	100.00	3,000,000	27	0.45%
FFCB	Aaa/AA+	0.40%	11/09/23	11/12/21	2,500,000	2,499,640	99.48	2,486,957	40	0.53%
East West Bank CD		4.76%	11/10/23	11/10/22	2,086,583	2,086,583	100.00	2,086,583	41	4.87%
East West Bank CD		5.61%	12/27/23	06/27/23	2,029,727	2,029,727	100.00	2,029,727	88	5.77%
Veritex Bank CD		4.84%	01/31/24	01/31/23	8,000,000	8,000,000	100.00	8,000,000	123	4.84%
East West Bank CD		5.72%	03/28/24	09/28/23	3,001,411	3,001,411	100.00	3,001,411	180	5.89%
East West Bank CD		5.66%	05/02/24	08/02/23	3,028,040	3,028,040	100.00	3,028,040	215	5.82%
East West Bank CD		4.91%	05/02/24	05/02/23	2,041,312	2,041,312	100.00	2,041,312	215	5.03%
Bank OZK CDARS		4.92%	05/02/24	05/03/23	2,040,850	2,040,850	100.00	2,040,850	215	5.04%
Bank OZK CDARS		4.92%	05/02/24	05/03/23	1,020,425	1,020,425	100.00	1,020,425	215	5.04%
Third Coast Bank CD		5.60%	06/27/24	06/27/23	1,014,115	1,014,115	100.00	1,014,115	271	5.72%
Third Coast Bank CD		5.60%	06/27/24	06/27/23	1,014,115	1,014,115	100.00	1,014,115	271	5.72%
East West Bank CD		5.55%	07/29/24	07/28/23	2,019,864	2,019,864	100.00	2,019,864	303	5.71%
American Nat'l Bank & Trust CD		4.85%	08/02/24	05/02/23	5,102,481	5,102,481	100.00	5,102,481	307	4.96%
East West Bank CD		5.61%	09/30/24	09/28/23	5,002,306	5,002,306	100.00	5,002,306	366	5.77%
Texas Bank CD		4.70%	10/31/24	05/04/23	5,097,508	5,097,508	100.00	5,097,508	397	4.81%
Third Coast Bank CD		5.30%	12/27/24	06/27/23	2,026,718	2,026,718	100.00	2,026,718	454	5.41%
Third Coast Bank CD		5.30%	03/27/25	06/27/23	5,066,795	5,066,795	100.00	5,066,795	544	5.41%
Third Coast Bank CD		5.10%	06/27/25	06/27/23	1,012,855	1,012,855	100.00	1,012,855	636	5.20%
Third Coast Bank CD		5.10%	06/27/25	06/27/23	5,064,274	5,064,274	100.00	5,064,274	636	5.20%
Third Coast Bank CD		5.10%	06/27/25	06/27/23	2,025,710	2,025,710	100.00	2,025,710	636	5.20%
SUBTOTAL					\$ 63,195,087	\$ 63,194,726		\$ 63,182,043	303	4.85%
									(1)	(2)
TOTAL					\$ 144,446,264	\$ 144,445,904		\$ 144,433,220	133	5.18%
									(1)	(2)

(1) **Weighted average life** - For purposes of calculating weighted average life, bank accounts, pools and money market funds are assumed to have an one day maturity.

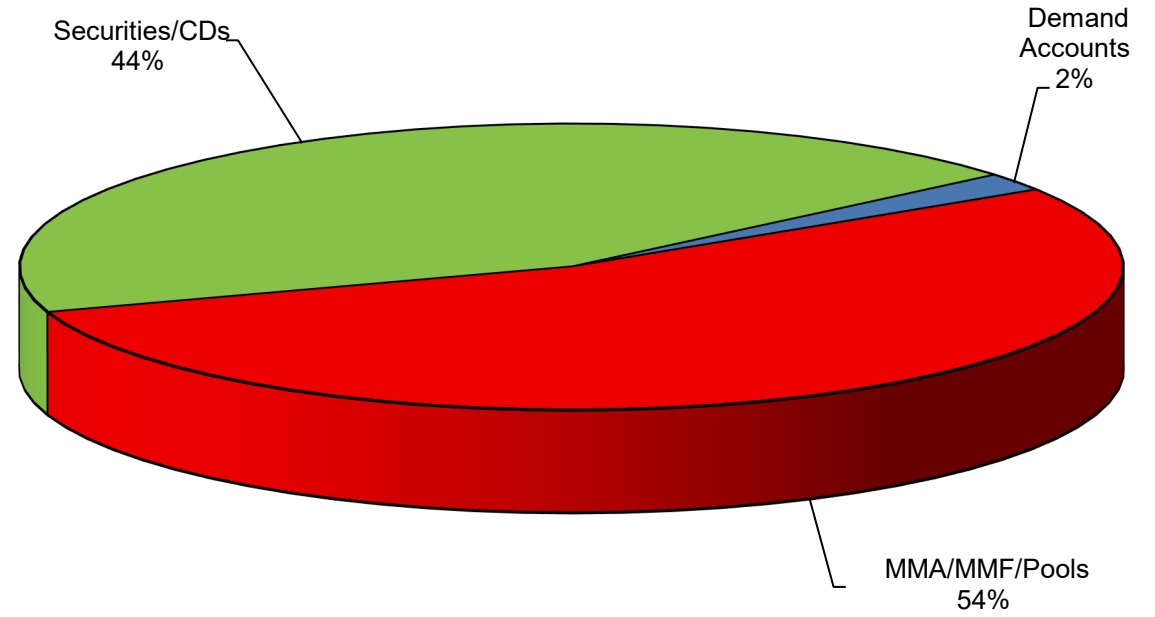
(2) **Weighted average yield to maturity** - The weighted average yield to maturity is based on adjusted book value, realized and unrealized gains/losses and investment advisory fees are not considered. The yield for the reporting month is used for bank accounts, pools, and money market funds.

(3) **Earnings Credit Rate** - The City's Frost DDA accrues earnings credit to offset service charges and fees. No hard interest is paid.

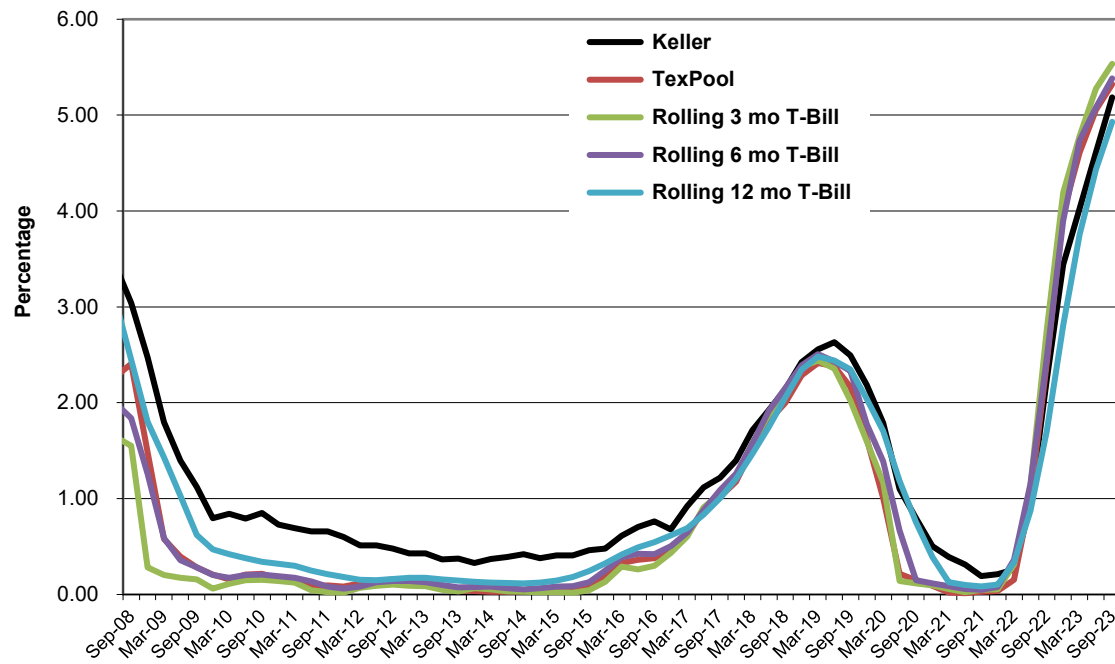
**Portfolio Composition
Current Quarter**



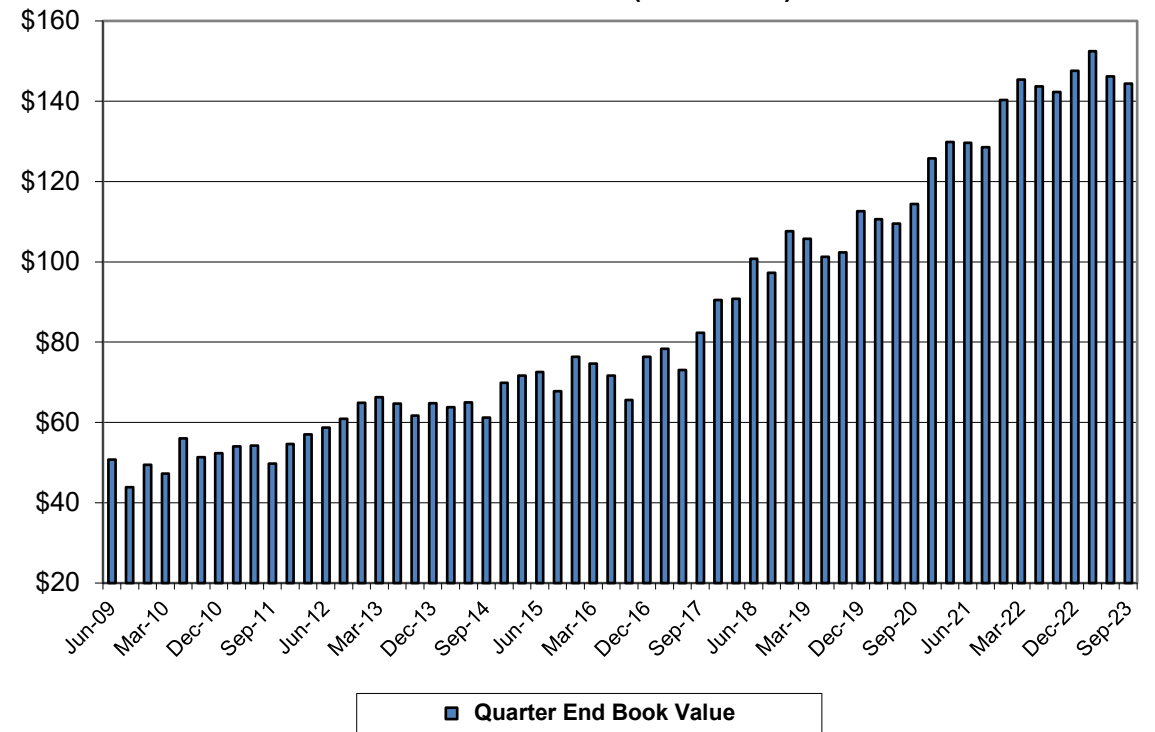
**Portfolio Composition
Previous Quarter**



Historical Yields



Total Portfolio (in Millions)



Book & Market Value Comparison

Issuer/Description	Yield	Maturity Date	Book Value 06/30/23	Increases	Decreases	Book Value 09/30/23	Market Value 06/30/23	Change in Market Value	Market Value 09/30/23
Frost DDA	1.92%	10/01/23	\$ 3,002,210	\$ -	\$ (2,757,338)	\$ 244,872	\$ 3,002,210	\$ (2,757,338)	\$ 244,872
Wells Fargo Cash	1.65%	10/01/23	-	238,278	-	238,278	-	238,278	238,278
Wells Fargo Sweep-MMF	5.21%	10/01/23	443,005	906,021	-	1,349,026	443,005	906,021	1,349,026
SSB MMA 7888	5.55%	10/01/23	11,482,358	155,185	-	11,637,542	11,482,358	155,185	11,637,542
NexBank IntraFi MMA	5.55%	10/01/23	40,844,405	566,266	-	41,410,672	40,844,405	566,266	41,410,672
Veritex Bank MMA	5.46%	10/01/23	25,411	335	-	25,746	25,411	335	25,746
Dreyfus Gov't MMF	4.97%	10/01/23	1,340,741	16,362	-	1,357,103	1,340,741	16,362	1,357,103
TexPool	5.32%	10/01/23	24,670,431	317,509	-	24,987,940	24,670,431	317,509	24,987,940
East West Bank CD	3.10%	07/28/23	2,059,600	-	(2,059,600)	-	2,059,600	(2,059,600)	-
T-Note	0.46%	08/31/23	2,498,581	-	(2,498,581)	-	2,479,505	(2,479,505)	-
Frost Bank CD	0.30%	09/20/23	5,000,000	-	(5,000,000)	-	5,000,000	(5,000,000)	-
East West Bank CD	4.02%	09/21/23	5,155,091	-	(5,155,091)	-	5,155,091	(5,155,091)	-
Frost Bank CD	0.45%	10/27/23	3,000,000	-	-	3,000,000	3,000,000	-	3,000,000
FFCB	0.53%	11/09/23	2,498,798	842	-	2,499,640	2,456,274	30,682	2,486,957
East West Bank CD	4.87%	11/10/23	2,061,700	24,883	-	2,086,583	2,061,700	24,883	2,086,583
East West Bank CD	5.77%	12/27/23	2,001,230	28,497	-	2,029,727	2,001,230	28,497	2,029,727
Veritex Bank CD	4.84%	01/31/24	8,000,000	-	-	8,000,000	8,000,000	-	8,000,000
East West Bank CD	5.89%	03/28/24	-	3,001,411	-	3,001,411	-	3,001,411	3,001,411
East West Bank CD	5.82%	05/02/24	-	3,028,040	-	3,028,040	-	3,028,040	3,028,040
East West Bank CD	5.03%	05/02/24	2,016,207	25,106	-	2,041,312	2,016,207	25,106	2,041,312
Bank OZK CDARS	5.04%	05/02/24	2,015,697	25,152	-	2,040,850	2,015,697	25,152	2,040,850
Bank OZK CDARS	5.04%	05/02/24	1,007,849	12,576	-	1,020,425	1,007,849	12,576	1,020,425
Third Coast Bank CD	5.72%	06/27/24	1,000,000	14,115	-	1,014,115	1,000,000	14,115	1,014,115
Third Coast Bank CD	5.72%	06/27/24	1,000,000	14,115	-	1,014,115	1,000,000	14,115	1,014,115
East West Bank CD	5.71%	07/29/24	-	2,019,864	-	2,019,864	-	2,019,864	2,019,864
American Nat'l Bank & Trust CD	4.96%	08/02/24	5,040,610	61,871	-	5,102,481	5,040,610	61,871	5,102,481
East West Bank CD	5.77%	09/30/24	-	5,002,306	-	5,002,306	-	5,002,306	5,002,306
Texas Bank CD	4.81%	10/31/24	5,037,480	60,028	-	5,097,508	5,037,480	60,028	5,097,508
Third Coast Bank CD	5.41%	12/27/24	2,000,000	26,718	-	2,026,718	2,000,000	26,718	2,026,718
Third Coast Bank CD	5.41%	03/27/25	5,000,000	66,795	-	5,066,795	5,000,000	66,795	5,066,795
Third Coast Bank CD	5.20%	06/27/25	1,000,000	12,855	-	1,012,855	1,000,000	12,855	1,012,855
Third Coast Bank CD	5.20%	06/27/25	5,000,000	64,274	-	5,064,274	5,000,000	64,274	5,064,274
Third Coast Bank CD	5.20%	06/27/25	2,000,000	25,710	-	2,025,710	2,000,000	25,710	2,025,710
TOTAL/ AVERAGE	5.18%		\$ 146,201,401	\$ 15,715,112	\$ (17,470,610)	\$ 144,445,904	\$ 146,139,802	\$ (1,706,582)	\$ 144,433,220

Allocation
September 30, 2023

Book Value	Investment Total	Consolidated (Pooled)	CCPD	Non-Profit Trust	2017 CO's	2019 CO's	2020 GO Refunding Bonds
Frost DDA	\$ 244,872	\$ 244,872	\$ -	\$ -	\$ -	\$ -	\$ -
Wells Fargo Cash	238,278	-	-	500	-	-	-
Wells Fargo Sweep-MMF	1,349,026	1,349,026	-	-	-	-	-
SSB MMA 7888	11,637,542	11,637,542	-	-	-	-	-
NexBank ICS Savings	41,410,672	40,747,261	-	-	663,411	-	-
Veritex Bank MMA	25,746	25,746	-	-	-	-	-
Dreyfus Gov't MMF	1,357,103	-	-	-	-	-	-
TexPool	24,987,940	14,656,257	1,463,091	597,403	1,273,795	25,095	2,741
10/27/23-Frost Bank CD	3,000,000	3,000,000	-	-	-	-	-
11/09/23-FFCB	2,499,640	2,499,640	-	-	-	-	-
11/10/23-East West Bank CD	2,086,583	2,086,583	-	-	-	-	-
12/27/23-East West Bank CD	2,029,727	2,029,727	-	-	-	-	-
01/31/24-Veritex Bank CD	8,000,000	8,000,000	-	-	-	-	-
03/28/24-East West Bank CD	3,001,411	3,001,411	-	-	-	-	-
05/02/24-East West Bank CD	3,028,040	3,028,040	-	-	-	-	-
05/02/24-East West Bank CD	2,041,312	-	2,041,312	-	-	-	-
05/02/24-Bank OZK CDARS	2,040,850	-	-	-	-	-	-
05/02/24-Bank OZK CDARS	1,020,425	-	-	-	-	-	-
06/27/24-Third Coast Bank CD	1,014,115	-	1,014,115	-	-	-	-
06/27/24-Third Coast Bank CD	1,014,115	-	-	-	-	-	-
07/29/24-East West Bank CD	2,019,864	-	-	-	-	-	-
08/02/24-American Nat'l Bank & Trust CD	5,102,481	5,102,481	-	-	-	-	-
09/30/24-East West Bank CD	5,002,306	5,002,306	-	-	-	-	-
10/31/24-Texas Bank CD	5,097,508	5,097,508	-	-	-	-	-
12/27/24-Third Coast Bank CD	2,026,718	2,026,718	-	-	-	-	-
03/27/25-Third Coast Bank CD	5,066,795	5,066,795	-	-	-	-	-
06/27/25-Third Coast Bank CD	1,012,855	-	1,012,855	-	-	-	-
06/27/25-Third Coast Bank CD	5,064,274	5,064,274	-	-	-	-	-
06/27/25-Third Coast Bank CD	2,025,710	-	-	-	-	-	-
Totals	\$ 144,445,904	\$ 119,666,184	\$ 5,531,373	\$ 597,903	\$ 1,937,206	\$ 25,095	\$ 2,741

Allocation
September 30, 2023

(Continued)

Book Value	TWDB 2020C	ARPA/CLFR funds	Self-Insurance Fund	Unreimbursed Medical
Frost DDA	\$ —	\$ —	\$ —	\$ —
Wells Fargo Cash	—	—	198,272	39,505
Wells Fargo Sweep-MMF	—	—	—	—
SSB MMA 7888	—	—	—	—
NexBank ICS Savings	—	—	—	—
Veritex Bank MMA	—	—	—	—
Dreyfus Gov't MMF	1,357,103	—	—	—
TexPool	—	3,718,722	3,250,837	—
10/27/23–Frost Bank CD	—	—	—	—
11/09/23–FFCB	—	—	—	—
11/10/23–East West Bank CD	—	—	—	—
12/27/23–East West Bank CD	—	—	—	—
01/31/24–Veritex Bank CD	—	—	—	—
03/28/24–East West Bank CD	—	—	—	—
05/02/24–East West Bank CD	—	—	—	—
05/02/24–East West Bank CD	—	—	—	—
05/02/24–Bank OZK CDARS	—	2,040,850	—	—
05/02/24–Bank OZK CDARS	—	—	1,020,425	—
06/27/24–Third Coast Bank CD	—	—	—	—
06/27/24–Third Coast Bank CD	—	1,014,115	—	—
07/29/24–East West Bank CD	—	—	2,019,864	—
08/02/24–American Nat'l Bank & Trust CD	—	—	—	—
09/30/24–East West Bank CD	—	—	—	—
10/31/24–Texas Bank CD	—	—	—	—
12/27/24–Third Coast Bank CD	—	—	—	—
03/27/25–Third Coast Bank CD	—	—	—	—
06/27/25–Third Coast Bank CD	—	—	—	—
06/27/25–Third Coast Bank CD	—	—	—	—
06/27/25–Third Coast Bank CD	—	2,025,710	—	—
Totals	\$ 1,357,103	\$ 8,799,396	\$ 6,489,398	\$ 39,505

Allocation
September 30, 2023

Market Value	Investment Total	Consolidated (Pooled)	CCPD	Non-Profit Trust	2017 CO's	2019 CO's	2020 GO Refunding Bonds
Frost DDA	\$ 244,872	\$ 244,872	\$ -	\$ -	\$ -	\$ -	\$ -
Wells Fargo Cash	238,278	-	-	500	-	-	-
Wells Fargo Sweep-MMF	1,349,026	1,349,026	-	-	-	-	-
SSB MMA 7888	11,637,542	11,637,542	-	-	-	-	-
NexBank ICS Savings	41,410,672	40,747,261	-	-	663,411	-	-
Veritex Bank MMA	25,746	25,746	-	-	-	-	-
Dreyfus Gov't MMF	1,357,103	-	-	-	-	-	-
TexPool	24,987,940	14,656,257	1,463,091	597,403	1,273,795	25,095	2,741
10/27/23-Frost Bank CD	3,000,000	3,000,000	-	-	-	-	-
11/09/23-FFCB	2,486,957	2,486,957	-	-	-	-	-
11/10/23-East West Bank CD	2,086,583	2,086,583	-	-	-	-	-
12/27/23-East West Bank CD	2,029,727	2,029,727	-	-	-	-	-
01/31/24-Veritex Bank CD	8,000,000	8,000,000	-	-	-	-	-
03/28/24-East West Bank CD	3,001,411	3,001,411	-	-	-	-	-
05/02/24-East West Bank CD	3,028,040	3,028,040	-	-	-	-	-
05/02/24-East West Bank CD	2,041,312	-	2,041,312	-	-	-	-
05/02/24-Bank OZK CDARS	2,040,850	-	-	-	-	-	-
05/02/24-Bank OZK CDARS	1,020,425	-	-	-	-	-	-
06/27/24-Third Coast Bank CD	1,014,115	-	1,014,115	-	-	-	-
06/27/24-Third Coast Bank CD	1,014,115	-	-	-	-	-	-
07/29/24-East West Bank CD	2,019,864	-	-	-	-	-	-
08/02/24-American Nat'l Bank & Trust CD	5,102,481	5,102,481	-	-	-	-	-
09/30/24-East West Bank CD	5,002,306	5,002,306	-	-	-	-	-
10/31/24-Texas Bank CD	5,097,508	5,097,508	-	-	-	-	-
12/27/24-Third Coast Bank CD	2,026,718	2,026,718	-	-	-	-	-
03/27/25-Third Coast Bank CD	5,066,795	5,066,795	-	-	-	-	-
06/27/25-Third Coast Bank CD	1,012,855	-	1,012,855	-	-	-	-
06/27/25-Third Coast Bank CD	5,064,274	5,064,274	-	-	-	-	-
06/27/25-Third Coast Bank CD	2,025,710	-	-	-	-	-	-
Totals	\$ 144,433,220	\$ 119,653,501	\$ 5,531,373	\$ 597,903	\$ 1,937,206	\$ 25,095	\$ 2,741

Allocation
September 30, 2023

(Continued)

Market Value	TWDB 2020C	ARPA/CLFR funds	Self-Insurance Fund	Unreimbursed Medical
Frost DDA	\$ —	\$ —	\$ —	\$ —
Wells Fargo Cash	—	—	198,272	39,505
Wells Fargo Sweep-MMF	—	—	—	—
SSB MMA 7888	—	—	—	—
NexBank ICS Savings	—	—	—	—
Veritex Bank MMA	—	—	—	—
Dreyfus Gov't MMF	1,357,103	—	—	—
TexPool	—	3,718,722	3,250,837	—
10/27/23–Frost Bank CD	—	—	—	—
11/09/23–FFCB	—	—	—	—
11/10/23–East West Bank CD	—	—	—	—
12/27/23–East West Bank CD	—	—	—	—
01/31/24–Veritex Bank CD	—	—	—	—
03/28/24–East West Bank CD	—	—	—	—
05/02/24–East West Bank CD	—	—	—	—
05/02/24–East West Bank CD	—	—	—	—
05/02/24–Bank OZK CDARS	—	2,040,850	—	—
05/02/24–Bank OZK CDARS	—	—	1,020,425	—
06/27/24–Third Coast Bank CD	—	—	—	—
06/27/24–Third Coast Bank CD	—	1,014,115	—	—
07/29/24–East West Bank CD	—	—	2,019,864	—
08/02/24–American Nat'l Bank & Trust CD	—	—	—	—
09/30/24–East West Bank CD	—	—	—	—
10/31/24–Texas Bank CD	—	—	—	—
12/27/24–Third Coast Bank CD	—	—	—	—
03/27/25–Third Coast Bank CD	—	—	—	—
06/27/25–Third Coast Bank CD	—	—	—	—
06/27/25–Third Coast Bank CD	—	—	—	—
06/27/25–Third Coast Bank CD	—	2,025,710	—	—
Totals	\$ 1,357,103	\$ 8,799,396	\$ 6,489,398	\$ 39,505

Allocation
June 30, 2023

Book Value	Investment Total	Consolidated (Pooled)	CCPD	Non-Profit Trust	2017 CO's	2019 CO's	2020 GO Refunding Bonds
Frost DDA	\$ 3,002,210	\$ 2,648,628	\$ -	\$ 500	\$ -	\$ -	\$ -
SSB MMA 7888	11,482,358	11,482,358	-	-	-	-	-
NexBank ICS Savings	40,844,405	40,190,066	-	-	654,339	-	-
Veritex Bank MMA	25,411	25,411	-	-	-	-	-
Wells Fargo Sweep-MMF	443,005	443,005	-	-	-	-	-
Dreyfus Gov't MMF	1,340,741	-	-	-	-	-	-
TexPool	24,670,431	11,074,204	3,847,782	590,888	1,259,908	24,766	22,261
07/28/23–East West Bank CD	2,059,600	-	-	-	-	-	-
08/31/23–T-Note	2,498,581	2,498,581	-	-	-	-	-
09/20/23–Frost Bank CD	5,000,000	5,000,000	-	-	-	-	-
09/21/23–East West Bank CD	5,155,091	5,155,091	-	-	-	-	-
10/27/23–Frost Bank CD	3,000,000	3,000,000	-	-	-	-	-
11/09/23–FFCB	2,498,798	2,498,798	-	-	-	-	-
11/10/23–East West Bank CD	2,061,700	2,061,700	-	-	-	-	-
12/27/23–East West Bank CD	2,001,230	2,001,230	-	-	-	-	-
01/31/24–Veritex Bank CD	8,000,000	8,000,000	-	-	-	-	-
05/02/24–East West Bank CD	2,016,207	-	2,016,207	-	-	-	-
05/02/24–Bank OZK CDARS	2,015,697	-	-	-	-	-	-
05/02/24–Bank OZK CDARS	1,007,849	-	-	-	-	-	-
06/27/24–Third Coast Bank CD	1,000,000	-	1,000,000	-	-	-	-
06/27/24–Third Coast Bank CD	1,000,000	-	-	-	-	-	-
08/02/24–American Nat'l Bank & Trust CD	5,040,610	5,040,610	-	-	-	-	-
10/31/24–Texas Bank CD	5,037,480	5,037,480	-	-	-	-	-
12/27/24–Third Coast Bank CD	2,000,000	2,000,000	-	-	-	-	-
03/27/25–Third Coast Bank CD	5,000,000	5,000,000	-	-	-	-	-
06/27/25–Third Coast Bank CD	1,000,000	-	1,000,000	-	-	-	-
06/27/25–Third Coast Bank CD	5,000,000	5,000,000	-	-	-	-	-
06/27/25–Third Coast Bank CD	2,000,000	-	-	-	-	-	-
Totals	\$ 146,201,401	\$ 118,157,160	\$ 7,863,988	\$ 591,388	\$ 1,914,247	\$ 24,766	\$ 22,261

Allocation
June 30, 2023

(Continued)

Book Value	TWDB 2020C	ARPA/CLFR funds	Self-Insurance Fund	Unreimbursed Medical
Frost DDA	\$ —	\$ —	\$ 315,525	\$ 37,557
SSB MMA 7888	—	—	—	—
NexBank ICS Savings	—	—	—	—
Veritex Bank MMA	—	—	—	—
Wells Fargo Sweep-MMF	—	—	—	—
Dreyfus Gov't MMF	1,340,741	—	—	—
TexPool	—	4,706,404	3,144,218	—
07/28/23—East West Bank CD	—	—	2,059,600	—
08/31/23—T-Note	—	—	—	—
09/20/23—Frost Bank CD	—	—	—	—
09/21/23—East West Bank CD	—	—	—	—
10/27/23—Frost Bank CD	—	—	—	—
11/09/23—FFCB	—	—	—	—
11/10/23—East West Bank CD	—	—	—	—
12/27/23—East West Bank CD	—	—	—	—
01/31/24—Veritex Bank CD	—	—	—	—
05/02/24—East West Bank CD	—	—	—	—
05/02/24—Bank OZK CDARS	—	2,015,697	—	—
05/02/24—Bank OZK CDARS	—	—	1,007,849	—
06/27/24—Third Coast Bank CD	—	—	—	—
06/27/24—Third Coast Bank CD	—	1,000,000	—	—
08/02/24—American Nat'l Bank & Trust CD	—	—	—	—
10/31/24—Texas Bank CD	—	—	—	—
12/27/24—Third Coast Bank CD	—	—	—	—
03/27/25—Third Coast Bank CD	—	—	—	—
06/27/25—Third Coast Bank CD	—	—	—	—
06/27/25—Third Coast Bank CD	—	—	—	—
06/27/25—Third Coast Bank CD	—	2,000,000	—	—
Totals	\$ 1,340,741	\$ 9,722,101	\$ 6,527,192	\$ 37,557

Allocation
June 30, 2023

Market Value	Investment Total	Consolidated (Pooled)	CCPD	Non-Profit Trust	2017 CO's	2019 CO's	2020 GO Refunding Bonds
Frost DDA	\$ 3,002,210	\$ 2,648,628	\$ —	\$ 500	\$ —	\$ —	\$ —
Wells Fargo Sweep-MMF	443,005	443,005	—	—	—	—	—
SSB MMA 7888	11,482,358	11,482,358	—	—	—	—	—
NexBank ICS Savings	40,844,405	40,190,066	—	—	654,339	—	—
Veritex Bank MMA	25,411	25,411	—	—	—	—	—
Dreyfus Gov't MMF	1,340,741	—	—	—	—	—	—
TexPool	24,670,431	11,074,204	3,847,782	590,888	1,259,908	24,766	22,261
07/28/23—East West Bank CD	2,059,600	—	—	—	—	—	—
08/31/23—T-Note	2,479,505	2,479,505	—	—	—	—	—
09/20/23—Frost Bank CD	5,000,000	5,000,000	—	—	—	—	—
09/21/23—East West Bank CD	5,155,091	5,155,091	—	—	—	—	—
10/27/23—Frost Bank CD	3,000,000	3,000,000	—	—	—	—	—
11/09/23—FFCB	2,456,274	2,456,274	—	—	—	—	—
11/10/23—East West Bank CD	2,061,700	2,061,700	—	—	—	—	—
12/27/23—East West Bank CD	2,001,230	2,001,230	—	—	—	—	—
01/31/24—Veritex Bank CD	8,000,000	8,000,000	—	—	—	—	—
05/02/24—East West Bank CD	2,016,207	—	2,016,207	—	—	—	—
05/02/24—Bank OZK CDARS	2,015,697	—	—	—	—	—	—
05/02/24—Bank OZK CDARS	1,007,849	—	—	—	—	—	—
06/27/24—Third Coast Bank CD	1,000,000	—	1,000,000	—	—	—	—
06/27/24—Third Coast Bank CD	1,000,000	—	—	—	—	—	—
08/02/24—American Nat'l Bank & Trust CD	5,040,610	5,040,610	—	—	—	—	—
10/31/24—Texas Bank CD	5,037,480	5,037,480	—	—	—	—	—
12/27/24—Third Coast Bank CD	2,000,000	2,000,000	—	—	—	—	—
03/27/25—Third Coast Bank CD	5,000,000	5,000,000	—	—	—	—	—
06/27/25—Third Coast Bank CD	1,000,000	—	1,000,000	—	—	—	—
06/27/25—Third Coast Bank CD	5,000,000	5,000,000	—	—	—	—	—
06/27/25—Third Coast Bank CD	2,000,000	—	—	—	—	—	—
Totals	\$ 146,139,802	\$ 118,095,561	\$ 7,863,988	\$ 591,388	\$ 1,914,247	\$ 24,766	\$ 22,261

Allocation
June 30, 2023

(Continued)

Market Value	TWDB 2020C	ARPA/CLFR funds	Self-Insurance Fund	Unreimbursed Medical
Frost DDA	\$ —	\$ —	\$ 315,525	\$ 37,557
Wells Fargo Sweep-MMF	—	—	—	—
SSB MMA 7888	—	—	—	—
NexBank ICS Savings	—	—	—	—
Veritex Bank MMA	—	—	—	—
Dreyfus Gov't MMF	1,340,741	—	—	—
TexPool	—	4,706,404	3,144,218	—
07/28/23–East West Bank CD	—	—	2,059,600	—
08/31/23–T-Note	—	—	—	—
09/20/23–Frost Bank CD	—	—	—	—
09/21/23–East West Bank CD	—	—	—	—
10/27/23–Frost Bank CD	—	—	—	—
11/09/23–FFCB	—	—	—	—
11/10/23–East West Bank CD	—	—	—	—
12/27/23–East West Bank CD	—	—	—	—
01/31/24–Veritex Bank CD	—	—	—	—
05/02/24–East West Bank CD	—	—	—	—
05/02/24–Bank OZK CDARS	—	2,015,697	—	—
05/02/24–Bank OZK CDARS	—	—	1,007,849	—
06/27/24–Third Coast Bank CD	—	—	—	—
06/27/24–Third Coast Bank CD	—	1,000,000	—	—
08/02/24–American Nat'l Bank & Trust CD	—	—	—	—
10/31/24–Texas Bank CD	—	—	—	—
12/27/24–Third Coast Bank CD	—	—	—	—
03/27/25–Third Coast Bank CD	—	—	—	—
06/27/25–Third Coast Bank CD	—	—	—	—
06/27/25–Third Coast Bank CD	—	—	—	—
06/27/25–Third Coast Bank CD	—	2,000,000	—	—
Totals	\$ 1,340,741	\$ 9,722,101	\$ 6,527,192	\$ 37,557

**Investment Policy Compliance
September 30, 2023**

Authorized Investments	Maximum %	Actual Market Value	% of Portfolio	Status
Financial Institution Deposits	80%	\$ 61,178,236	42%	Pass
Repurchase Agreements	40%	–	0%	N/A
Money Market Bank Accounts	80%	53,073,959	37%	Pass
U.S. Treasury Notes/Bonds/Bills	100%	–	0%	N/A
U.S. Agencies	80%	2,486,957	2%	Pass
Money Market Mutual Funds	40%	2,706,129	2%	Pass
Local Gov't Investment Pools	80%	24,987,940	17%	Pass
State or Municipal Obligations	40%	–	0%	N/A
Total		\$ 144,433,220	100%	