



QUARTERLY INVESTMENT REPORT

For the Quarter Ended

December 31, 2023

Prepared by
Valley View Consulting, L.L.C.

The investment portfolio of the City of Keller is in compliance with the Public Funds Investment Act and the Investment Policy and Strategies.

Director of Administrative Services/Finance -
Investment Officer




City Manager



Assistant Director of Finance - Investment Officer



Mayor



Council Member

Council Member

Disclaimer: These reports were compiled using information provided by the City. No procedures were performed to test the accuracy or completeness of this information. The market values included in these reports were obtained by Valley View Consulting, L.L.C. from sources believed to be accurate and represent proprietary valuation. Due to market fluctuations these levels are not necessarily reflective of current liquidation values. Yield calculations are not determined using standard performance formulas, are not representative of total return yields and do not account for investment advisor fees.

Summary

Quarter End Results by Investment Category:

Asset Type	September 30, 2023			December 31, 2023		
	Ave. Yield	Book Value	Market Value	Ave. Yield	Book Value	Market Value
Demand Accounts	1.79%	\$ 483,149	\$ 483,149	1.76%	\$ 332,913	\$ 332,913
MMA/MMF/Pools	5.46%	80,768,028	80,768,028	5.48%	91,886,545	91,886,545
Securities/CDs	4.85%	63,194,726	63,182,043	5.31%	65,275,487	65,275,487
Totals	5.18%	\$ 144,445,904	\$ 144,433,220	5.40%	\$ 157,494,946	\$ 157,494,946

Average Yield - Current Quarter (1)

Total Portfolio	5.40%
Rolling Three Month Treasury	5.53%
Rolling Six Month Treasury	5.49%
TexPool	5.37%

Fiscal Year-to-Date Average Yield (2)

Total Portfolio	5.40%
Rolling Three Month Treasury	5.53%
Rolling Six Month Treasury	5.49%
TexPool	5.37%

Interest Income (Approximate)

Quarterly Interest Income	\$ 1,924,007
Fiscal Year-to-date Interest Income	\$ 1,924,007

Bank Fee Offset

Current Quarter Bank Fee Offset	\$ 3,765
Year-to-Date Bank Fee Offset	\$ 3,765

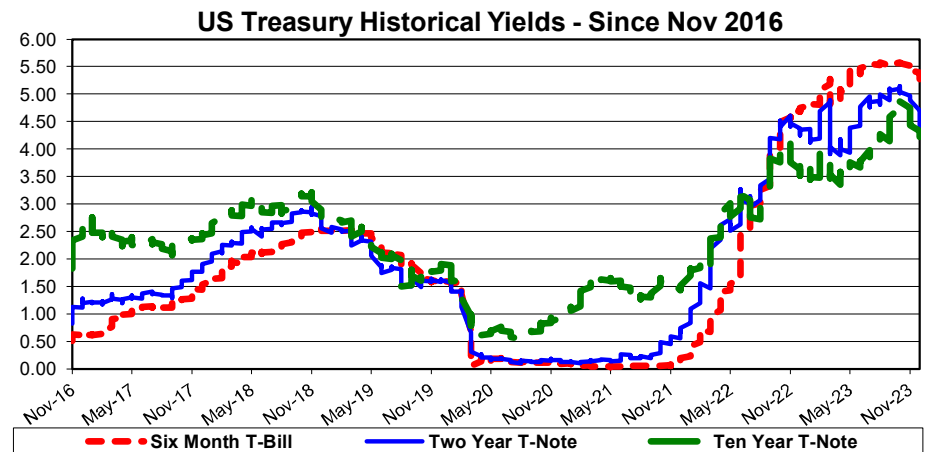
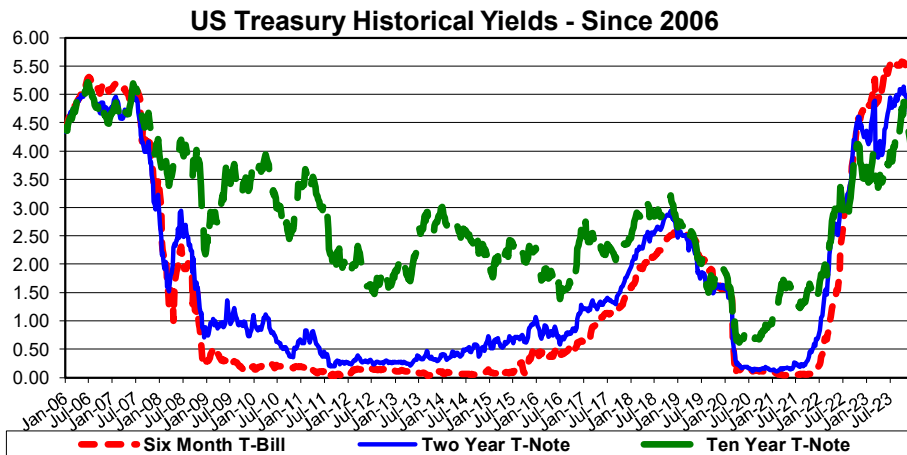
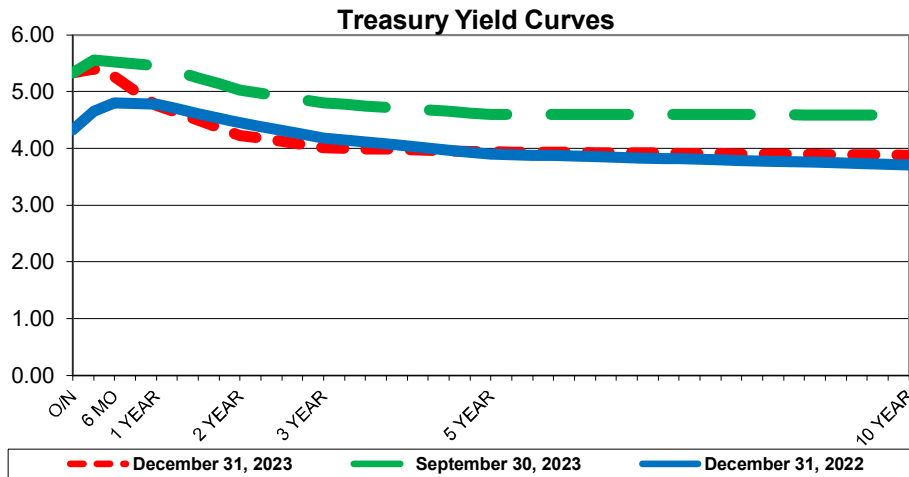
(1) **Average Yield - Current Quarter** - based on adjusted book value, realized and unrealized gains/losses and investment advisory fees are not considered. The yield for the reporting month is used for bank, pool, and money market balances.

(2) **Fiscal Year-to-Date Average Yields** - calculated using quarter end report yields and adjusted book values and does not reflect a total return analysis or account for advisory fees.

Economic Overview

12/31/2023

The Federal Open Market Committee (FOMC) maintained the Fed Funds target range 5.25% - 5.50% (Effective Fed Funds are trading +/-5.33%). Any additional actions, up or down, will be data-dependent. Final Third Quarter 2023 GDP revised downward to 4.9%, but still robust growth. December Non-Farm Payroll posted 216k new jobs (above the estimated 170k). The Three Month Rolling Average declined to 165k. The S&P 500 Stock Index reached a new peak trading over 4,770 (exceeding 4,766 in Dec 2021). The yield curve shifted lower anticipating future FOMC target reductions. Crude Oil stabilized at +/- \$73 per barrel. Inflation continued to decline but still remained above the FOMC 2% target (Core PCE +/-3.2% and Core CPI +/-4.0%). Reduced global economic outlooks and ongoing/expanding military conflicts increase uncertainty.



**Investment Holdings
December 31, 2023**

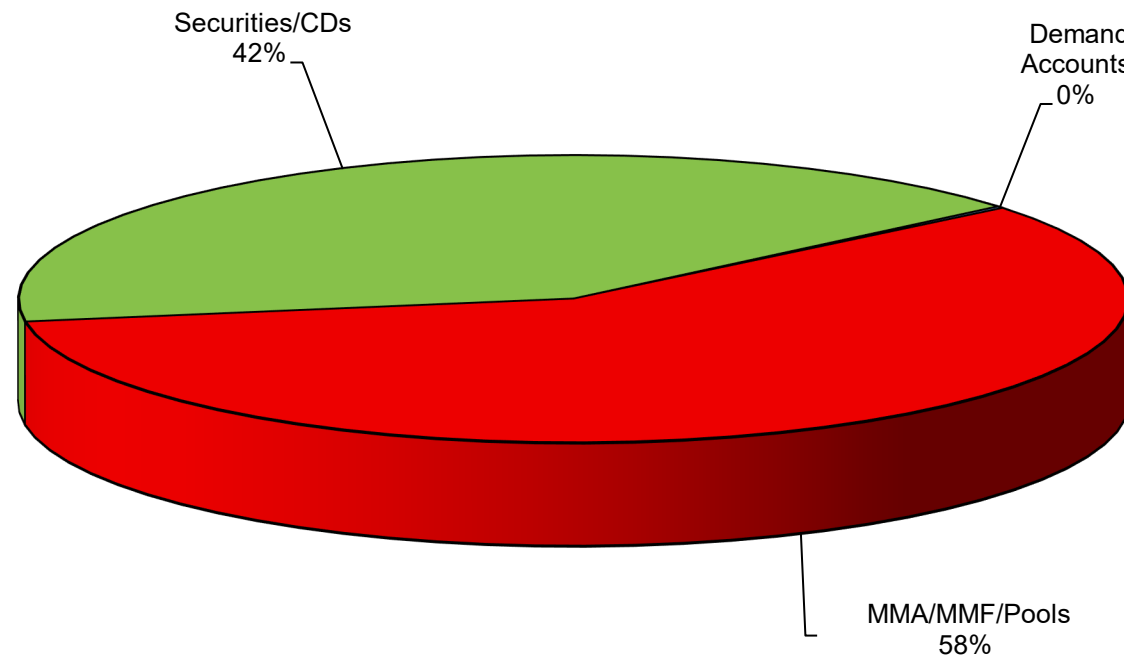
Description	Ratings	Coupon/ Discount	Maturity Date	Settlement Date	Face Amount/ Par Value	Book Value	Market Price	Market Value	Life (Day)	Yield
Frost DDA (3)		1.92%	01/01/24	12/31/23	\$ 129,683	\$ 129,683	1.00	\$ 129,683	1	1.92%
Wells Fargo Cash		1.65%	01/01/24	12/31/23	203,231	203,231	1.00	203,231	1	1.65%
Wells Fargo Sweep-MMF	AAAm	5.22%	01/01/24	12/31/23	1,909,921	1,909,921	1.00	1,909,921	1	5.22%
SSB MMA 7888		5.58%	01/01/24	12/31/23	11,798,365	11,798,365	1.00	11,798,365	1	5.58%
NexBank IntraFi MMA		5.60%	01/01/24	12/31/23	41,998,648	41,998,648	1.00	41,998,648	1	5.60%
Veritex Bank MMA		5.46%	01/01/24	12/31/23	26,089	26,089	1.00	26,089	1	5.46%
Dreyfus Gov't MMF	AAAm	5.01%	01/01/24	12/31/23	5,384,480	5,384,480	1.00	5,384,480	1	5.01%
TexPool	AAAm	5.37%	01/01/24	12/31/23	30,769,041	30,769,041	1.00	30,769,041	1	5.37%
SUBTOTAL					\$ 92,219,458	\$ 92,219,458		\$ 92,219,458	1	5.46%
									(1)	(2)
Veritex Bank CD		4.84%	01/31/24	01/31/23	8,000,000	8,000,000	100.00	8,000,000	31	4.84%
East West Bank CD		5.72%	03/28/24	09/28/23	3,044,994	3,044,994	100.00	3,044,994	88	5.89%
East West Bank CD		5.66%	05/02/24	08/02/23	3,071,546	3,071,546	100.00	3,071,546	123	5.82%
East West Bank CD		4.91%	05/02/24	05/02/23	2,066,731	2,066,731	100.00	2,066,731	123	5.03%
Bank OZK CDARS		4.92%	05/02/24	05/03/23	2,066,316	2,066,316	100.00	2,066,316	123	5.04%
Bank OZK CDARS		4.92%	05/02/24	05/03/23	1,033,158	1,033,158	100.00	1,033,158	123	5.04%
Bank OZK CDARS		5.50%	05/14/24	11/14/23	3,013,591	3,013,591	100.00	3,013,591	135	5.65%
Third Coast Bank CD		5.60%	06/27/24	06/27/23	1,028,274	1,028,274	100.00	1,028,274	179	5.72%
Third Coast Bank CD		5.60%	06/27/24	06/27/23	1,028,274	1,028,274	100.00	1,028,274	179	5.72%
East West Bank CD		5.55%	07/29/24	07/28/23	2,048,316	2,048,316	100.00	2,048,316	211	5.71%
American Nat'l Bank & Trust CD		4.85%	08/02/24	05/02/23	5,165,111	5,165,111	100.00	5,165,111	215	4.96%
East West Bank CD		5.61%	09/30/24	09/28/23	5,073,537	5,073,537	100.00	5,073,537	274	5.77%
Texas Bank CD		4.70%	10/31/24	05/04/23	5,158,251	5,158,251	100.00	5,158,251	305	4.81%
Third Coast Bank CD		5.30%	12/27/24	06/27/23	2,053,498	2,053,498	100.00	2,053,498	362	5.41%
American Nat'l Bank & Trust CD		5.55%	02/13/25	11/16/23	3,021,056	3,021,056	100.00	3,021,056	410	5.71%
Third Coast Bank CD		5.30%	03/27/25	06/27/23	5,133,746	5,133,746	100.00	5,133,746	452	5.41%
Third Coast Bank CD		5.10%	06/27/25	06/27/23	1,025,733	1,025,733	100.00	1,025,733	544	5.20%
Third Coast Bank CD		5.10%	06/27/25	06/27/23	5,128,667	5,128,667	100.00	5,128,667	544	5.20%
Third Coast Bank CD		5.10%	06/27/25	06/27/23	2,051,467	2,051,467	100.00	2,051,467	544	5.20%
BOK Financial Bank CDARS		5.21%	10/02/25	10/05/23	5,063,224	5,063,224	100.00	5,063,224	641	5.35%
SUBTOTAL					\$ 65,275,487	\$ 65,275,487		\$ 65,275,487	288	5.31%
									(1)	(2)
TOTAL					\$ 157,494,946	\$ 157,494,946		\$ 157,494,946	120	5.40%
									(1)	(2)

(1) **Weighted average life** - For purposes of calculating weighted average life, bank accounts, pools and money market funds are assumed to have an one day maturity.

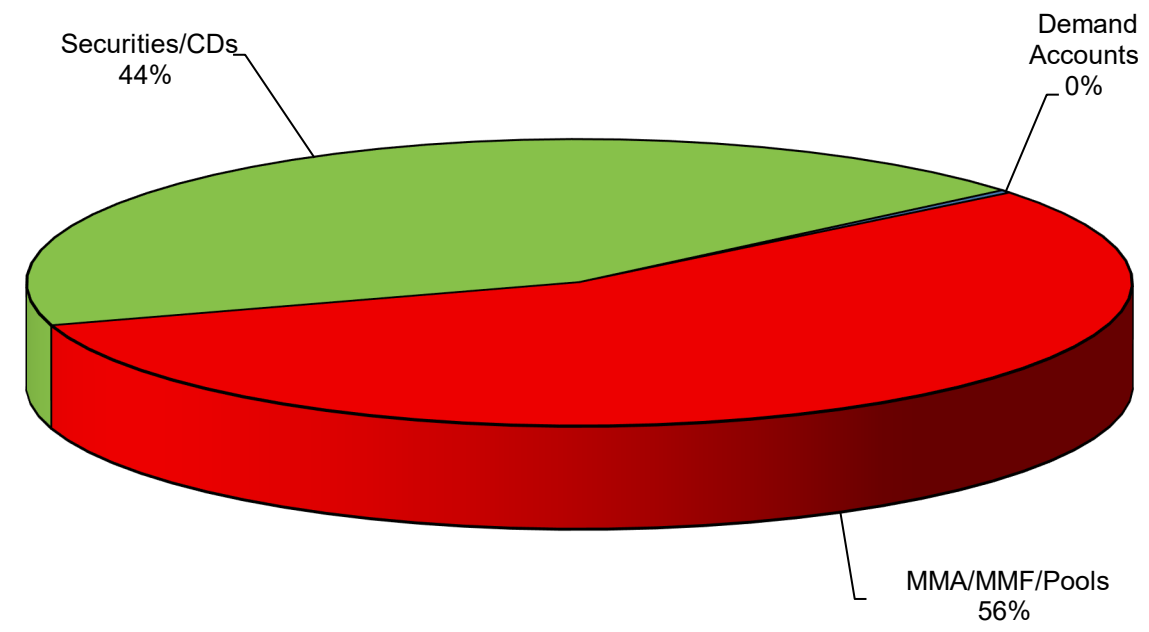
(2) **Weighted average yield to maturity** - The weighted average yield to maturity is based on adjusted book value, realized and unrealized gains/losses and investment advisory fees are not considered. The yield for the reporting month is used for bank accounts, pools, and money market funds.

(3) **Earnings Credit Rate** - The City's Frost DDA accrues earnings credit to offset service charges and fees. No hard interest is paid.

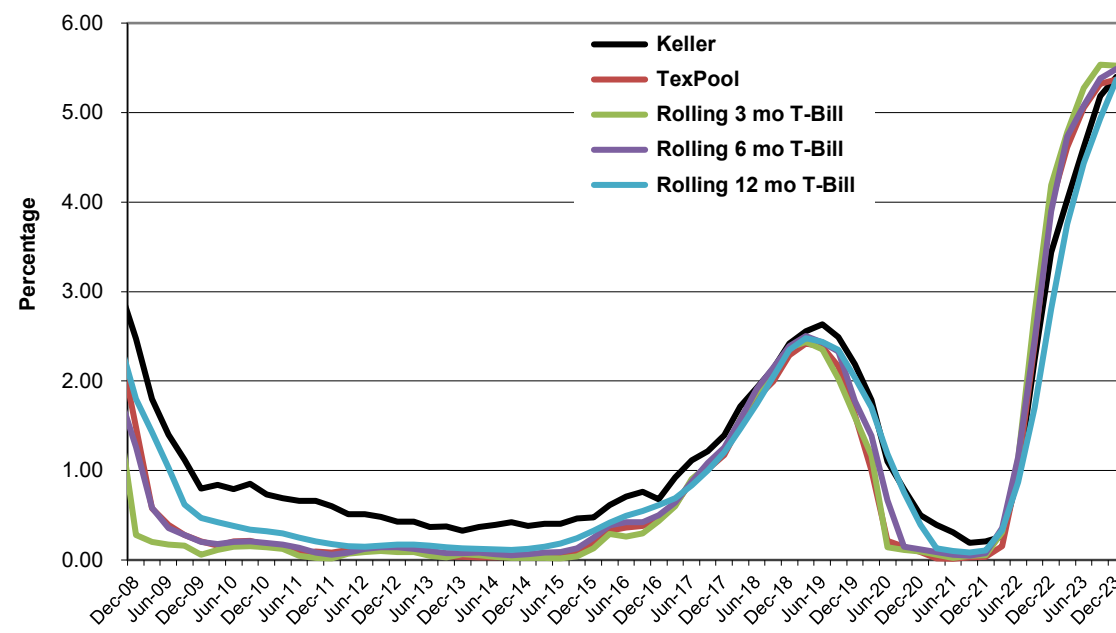
**Portfolio Composition
Current Quarter**



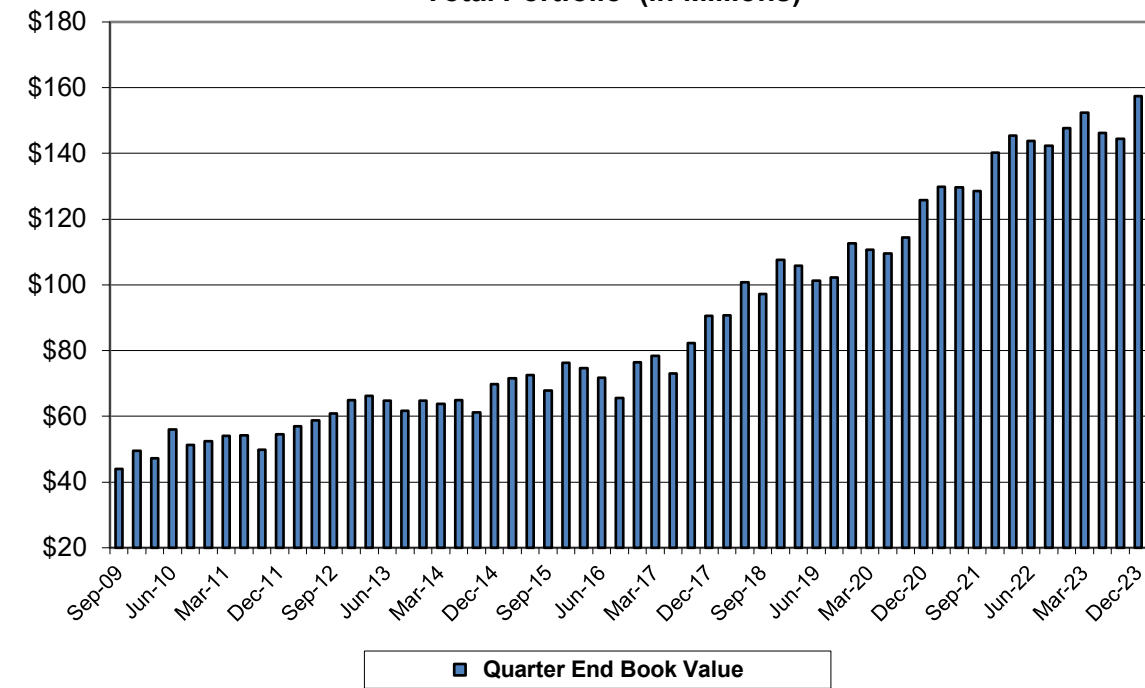
**Portfolio Composition
Previous Quarter**



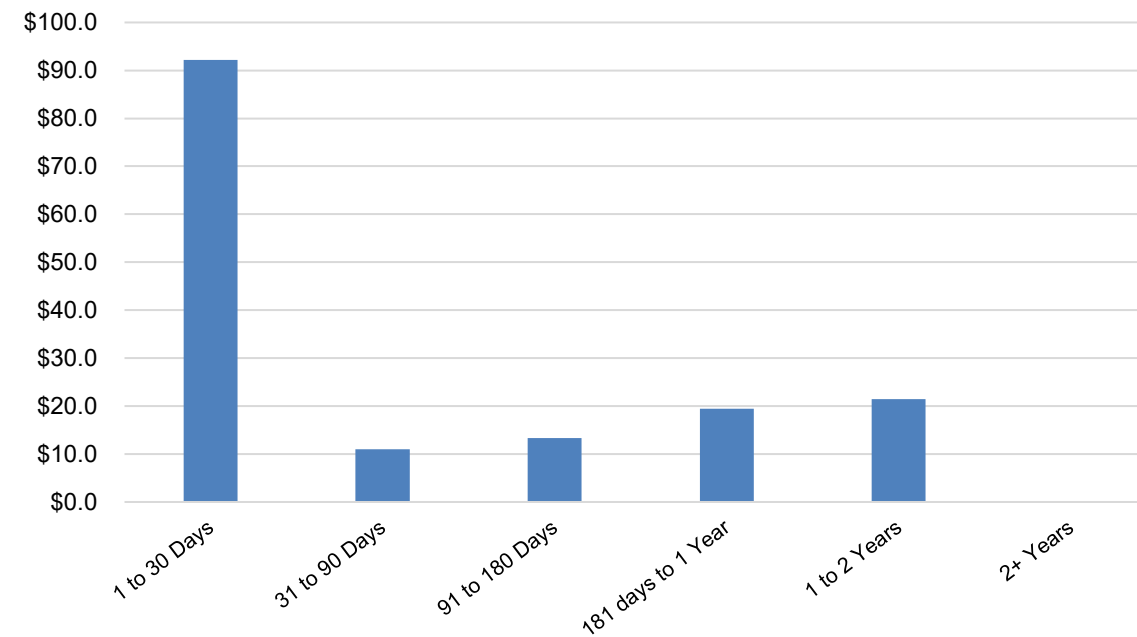
Historical Yields



Total Portfolio (in Millions)



Distribution by Maturity Range (Millions)



Book & Market Value Comparison

Issuer/Description	Yield	Maturity Date	Book Value 09/30/23	Increases	Decreases	Book Value 12/31/23	Market Value 09/30/23	Change in Market Value	Market Value 12/31/23
Frost DDA	1.92%	01/01/24	\$ 244,872	\$ -	\$ (115,189)	\$ 129,683	\$ 244,872	\$ (115,189)	\$ 129,683
Wells Fargo Cash	1.65%	01/01/24	238,278	-	(35,047)	203,231	238,278	(35,047)	203,231
Wells Fargo Sweep-MMF	5.22%	01/01/24	1,349,026	560,896	-	1,909,921	1,349,026	560,896	1,909,921
SSB MMA 7888	5.58%	01/01/24	11,637,542	160,822	-	11,798,365	11,637,542	160,822	11,798,365
NexBank IntraFi MMA	5.60%	01/01/24	41,410,672	587,977	-	41,998,648	41,410,672	587,977	41,998,648
Veritex Bank MMA	5.46%	01/01/24	25,746	344	-	26,089	25,746	344	26,089
Dreyfus Gov't MMF	5.01%	01/01/24	1,357,103	4,027,377	-	5,384,480	1,357,103	4,027,377	5,384,480
TexPool	5.37%	01/01/24	24,987,940	5,781,101	-	30,769,041	24,987,940	5,781,101	30,769,041
Frost Bank CD	0.45%	10/27/23	3,000,000	-	(3,000,000)	-	3,000,000	(3,000,000)	-
FFCB	0.53%	11/09/23	2,499,640	-	(2,499,640)	-	2,486,957	(2,486,957)	-
East West Bank CD	4.87%	11/10/23	2,086,583	-	(2,086,583)	-	2,086,583	(2,086,583)	-
East West Bank CD	5.77%	12/27/23	2,029,727	-	(2,029,727)	-	2,029,727	(2,029,727)	-
Veritex Bank CD	4.84%	01/31/24	8,000,000	-	-	8,000,000	8,000,000	-	8,000,000
East West Bank CD	5.89%	03/28/24	3,001,411	43,583	-	3,044,994	3,001,411	43,583	3,044,994
East West Bank CD	5.82%	05/02/24	3,028,040	43,505	-	3,071,546	3,028,040	43,505	3,071,546
East West Bank CD	5.03%	05/02/24	2,041,312	25,418	-	2,066,731	2,041,312	25,418	2,066,731
Bank OZK CDARS	5.04%	05/02/24	2,040,850	25,466	-	2,066,316	2,040,850	25,466	2,066,316
Bank OZK CDARS	5.04%	05/02/24	1,020,425	12,733	-	1,033,158	1,020,425	12,733	1,033,158
Bank OZK CDARS	5.65%	05/14/24	-	3,013,591	-	3,013,591	-	3,013,591	3,013,591
Third Coast Bank CD	5.72%	06/27/24	1,014,115	14,159	-	1,028,274	1,014,115	14,159	1,028,274
Third Coast Bank CD	5.72%	06/27/24	1,014,115	14,159	-	1,028,274	1,014,115	14,159	1,028,274
East West Bank CD	5.71%	07/29/24	2,019,864	28,452	-	2,048,316	2,019,864	28,452	2,048,316
American Nat'l Bank & Trust CD	4.96%	08/02/24	5,102,481	62,631	-	5,165,111	5,102,481	62,631	5,165,111
East West Bank CD	5.77%	09/30/24	5,002,306	71,231	-	5,073,537	5,002,306	71,231	5,073,537
Texas Bank CD	4.81%	10/31/24	5,097,508	60,743	-	5,158,251	5,097,508	60,743	5,158,251
Third Coast Bank CD	5.41%	12/27/24	2,026,718	26,780	-	2,053,498	2,026,718	26,780	2,053,498
American Nat'l Bank & Trust CD	5.71%	02/13/25	-	3,021,056	-	3,021,056	-	3,021,056	3,021,056
Third Coast Bank CD	5.41%	03/27/25	5,066,795	66,951	-	5,133,746	5,066,795	66,951	5,133,746
Third Coast Bank CD	5.20%	06/27/25	1,012,855	12,879	-	1,025,733	1,012,855	12,879	1,025,733
Third Coast Bank CD	5.20%	06/27/25	5,064,274	64,393	-	5,128,667	5,064,274	64,393	5,128,667
Third Coast Bank CD	5.20%	06/27/25	2,025,710	25,757	-	2,051,467	2,025,710	25,757	2,051,467
BOK Financial Bank CDARS	5.35%	10/02/25	-	5,063,224	-	5,063,224	-	5,063,224	5,063,224
TOTAL/ AVERAGE	5.40%		\$ 144,445,904	\$ 22,815,228	\$ (9,766,186)	\$ 157,494,946	\$ 144,433,220	\$ 13,061,725	\$ 157,494,946

Allocation

December 31, 2023

Book and Market Value	Investment Total	Consolidated (Pooled)	CCPD	Non-Profit Trust	2017 CO's	2019 CO's	TWDB 2020C
Frost DDA	\$ 129,683	\$ 129,683	\$ -	\$ -	\$ -	\$ -	\$ -
Wells Fargo Cash	203,231	-	-	500	-	-	-
Wells Fargo Sweep-MMF	1,909,921	1,909,921	-	-	-	-	-
SSB MMA 7888	11,798,365	11,798,365	-	-	-	-	-
NexBank ICS Savings	41,998,648	41,325,818	-	-	672,830	-	-
Veritex Bank MMA	26,089	26,089	-	-	-	-	-
Dreyfus Gov't MMF	5,384,480	-	-	-	-	-	1,373,992
TexPool	30,769,041	20,437,981	2,023,278	601,159	1,291,104	25,436	-
01/31/24-Veritex Bank CD	8,000,000	8,000,000	-	-	-	-	-
03/28/24-East West Bank CD	3,044,994	3,044,994	-	-	-	-	-
05/02/24-East West Bank CD	3,071,546	3,071,546	-	-	-	-	-
05/02/24-East West Bank CD	2,066,731	-	2,066,731	-	-	-	-
05/02/24-Bank OZK CDARS	2,066,316	-	-	-	-	-	-
05/02/24-Bank OZK CDARS	1,033,158	-	-	-	-	-	-
05/14/24-Bank OZK CDARS	3,013,591	3,013,591	-	-	-	-	-
06/27/24-Third Coast Bank CD	1,028,274	-	1,028,274	-	-	-	-
06/27/24-Third Coast Bank CD	1,028,274	-	-	-	-	-	-
07/29/24-East West Bank CD	2,048,316	-	-	-	-	-	-
08/02/24-American Nat'l Bank & Trust CD	5,165,111	5,165,111	-	-	-	-	-
09/30/24-East West Bank CD	5,073,537	5,073,537	-	-	-	-	-
10/31/24-Texas Bank CD	5,158,251	5,158,251	-	-	-	-	-
12/27/24-Third Coast Bank CD	2,053,498	2,053,498	-	-	-	-	-
02/13/25-American Nat'l Bank & Trust CD	3,021,056	3,021,056	-	-	-	-	-
03/27/25-Third Coast Bank CD	5,133,746	5,133,746	-	-	-	-	-
06/27/25-Third Coast Bank CD	1,025,733	-	1,025,733	-	-	-	-
06/27/25-Third Coast Bank CD	5,128,667	5,128,667	-	-	-	-	-
06/27/25-Third Coast Bank CD	2,051,467	-	-	-	-	-	-
10/02/25-BOK Financial Bank CDARS	5,063,224	5,063,224	-	-	-	-	-
Totals	\$ 157,494,946	\$ 128,555,077	\$ 6,144,016	\$ 601,659	\$ 1,963,934	\$ 25,436	\$ 1,373,992

Allocation

(Continued)

December 31, 2023

Book and Market Value	2023 SWIFT Bonds	ARPA/CLFR funds	Self-Insurance Fund	Unreimbursed Medical
Frost DDA	\$ —	\$ —	\$ —	\$ —
Wells Fargo Cash	—	—	167,507	35,223
Wells Fargo Sweep-MMF	—	—	—	—
SSB MMA 7888	—	—	—	—
NexBank ICS Savings	—	—	—	—
Veritex Bank MMA	—	—	—	—
Dreyfus Gov't MMF	4,010,488	—	—	—
TexPool	—	3,226,819	3,163,263	—
01/31/24–Veritex Bank CD	—	—	—	—
03/28/24–East West Bank CD	—	—	—	—
05/02/24–East West Bank CD	—	—	—	—
05/02/24–East West Bank CD	—	—	—	—
05/02/24–Bank OZK CDARS	—	2,066,316	—	—
05/02/24–Bank OZK CDARS	—	—	1,033,158	—
05/14/24–Bank OZK CDARS	—	—	—	—
06/27/24–Third Coast Bank CD	—	—	—	—
06/27/24–Third Coast Bank CD	—	1,028,274	—	—
07/29/24–East West Bank CD	—	—	2,048,316	—
08/02/24–American Nat'l Bank & Trust CD	—	—	—	—
09/30/24–East West Bank CD	—	—	—	—
10/31/24–Texas Bank CD	—	—	—	—
12/27/24–Third Coast Bank CD	—	—	—	—
02/13/25–American Nat'l Bank & Trust CD	—	—	—	—
03/27/25–Third Coast Bank CD	—	—	—	—
06/27/25–Third Coast Bank CD	—	—	—	—
06/27/25–Third Coast Bank CD	—	—	—	—
06/27/25–Third Coast Bank CD	—	2,051,467	—	—
10/02/25–BOK Financial Bank CDARS	—	—	—	—
Totals	\$ 4,010,488	\$ 8,372,875	\$ 6,412,245	\$ 35,223

Allocation
September 30, 2023

Book Value	Investment Total	Consolidated (Pooled)	CCPD	Non-Profit Trust	2017 CO's	2019 CO's	2020 GO Refunding Bonds
Frost DDA	\$ 244,872	\$ 244,872	\$ -	\$ -	\$ -	\$ -	\$ -
Wells Fargo Cash	238,278	-	-	500	-	-	-
Wells Fargo Sweep-MMF	1,349,026	1,349,026	-	-	-	-	-
SSB MMA 7888	11,637,542	11,637,542	-	-	-	-	-
NexBank ICS Savings	41,410,672	40,747,261	-	-	663,411	-	-
Veritex Bank MMA	25,746	25,746	-	-	-	-	-
Dreyfus Gov't MMF	1,357,103	-	-	-	-	-	-
TexPool	24,987,940	14,656,257	1,463,091	597,403	1,273,795	25,095	2,741
10/27/23-Frost Bank CD	3,000,000	3,000,000	-	-	-	-	-
11/09/23-FFCB	2,499,640	2,499,640	-	-	-	-	-
11/10/23-East West Bank CD	2,086,583	2,086,583	-	-	-	-	-
12/27/23-East West Bank CD	2,029,727	2,029,727	-	-	-	-	-
01/31/24-Veritex Bank CD	8,000,000	8,000,000	-	-	-	-	-
03/28/24-East West Bank CD	3,001,411	3,001,411	-	-	-	-	-
05/02/24-East West Bank CD	3,028,040	3,028,040	-	-	-	-	-
05/02/24-East West Bank CD	2,041,312	-	2,041,312	-	-	-	-
05/02/24-Bank OZK CDARS	2,040,850	-	-	-	-	-	-
05/02/24-Bank OZK CDARS	1,020,425	-	-	-	-	-	-
06/27/24-Third Coast Bank CD	1,014,115	-	1,014,115	-	-	-	-
06/27/24-Third Coast Bank CD	1,014,115	-	-	-	-	-	-
07/29/24-East West Bank CD	2,019,864	-	-	-	-	-	-
08/02/24-American Nat'l Bank & Trust CD	5,102,481	5,102,481	-	-	-	-	-
09/30/24-East West Bank CD	5,002,306	5,002,306	-	-	-	-	-
10/31/24-Texas Bank CD	5,097,508	5,097,508	-	-	-	-	-
12/27/24-Third Coast Bank CD	2,026,718	2,026,718	-	-	-	-	-
03/27/25-Third Coast Bank CD	5,066,795	5,066,795	-	-	-	-	-
06/27/25-Third Coast Bank CD	1,012,855	-	1,012,855	-	-	-	-
06/27/25-Third Coast Bank CD	5,064,274	5,064,274	-	-	-	-	-
06/27/25-Third Coast Bank CD	2,025,710	-	-	-	-	-	-
Totals	\$ 144,445,904	\$ 119,666,184	\$ 5,531,373	\$ 597,903	\$ 1,937,206	\$ 25,095	\$ 2,741

Allocation
September 30, 2023

(Continued)

Book Value	TWDB 2020C	ARPA/CLFR funds	Self-Insurance Fund	Unreimbursed Medical
Frost DDA	\$ —	\$ —	\$ —	\$ —
Wells Fargo Cash	—	—	198,272	39,505
Wells Fargo Sweep-MMF	—	—	—	—
SSB MMA 7888	—	—	—	—
NexBank ICS Savings	—	—	—	—
Veritex Bank MMA	—	—	—	—
Dreyfus Gov't MMF	1,357,103	—	—	—
TexPool	—	3,718,722	3,250,837	—
10/27/23–Frost Bank CD	—	—	—	—
11/09/23–FFCB	—	—	—	—
11/10/23–East West Bank CD	—	—	—	—
12/27/23–East West Bank CD	—	—	—	—
01/31/24–Veritex Bank CD	—	—	—	—
03/28/24–East West Bank CD	—	—	—	—
05/02/24–East West Bank CD	—	—	—	—
05/02/24–East West Bank CD	—	—	—	—
05/02/24–Bank OZK CDARS	—	2,040,850	—	—
05/02/24–Bank OZK CDARS	—	—	1,020,425	—
06/27/24–Third Coast Bank CD	—	—	—	—
06/27/24–Third Coast Bank CD	—	1,014,115	—	—
07/29/24–East West Bank CD	—	—	2,019,864	—
08/02/24–American Nat'l Bank & Trust CD	—	—	—	—
09/30/24–East West Bank CD	—	—	—	—
10/31/24–Texas Bank CD	—	—	—	—
12/27/24–Third Coast Bank CD	—	—	—	—
03/27/25–Third Coast Bank CD	—	—	—	—
06/27/25–Third Coast Bank CD	—	—	—	—
06/27/25–Third Coast Bank CD	—	—	—	—
06/27/25–Third Coast Bank CD	—	2,025,710	—	—
Totals	\$ 1,357,103	\$ 8,799,396	\$ 6,489,398	\$ 39,505

Allocation
September 30, 2023

Market Value	Investment Total	Consolidated (Pooled)	CCPD	Non-Profit Trust	2017 CO's	2019 CO's	2020 GO Refunding Bonds
Frost DDA	\$ 244,872	\$ 244,872	\$ -	\$ -	\$ -	\$ -	\$ -
Wells Fargo Cash	238,278	-	-	500	-	-	-
Wells Fargo Sweep-MMF	1,349,026	1,349,026	-	-	-	-	-
SSB MMA 7888	11,637,542	11,637,542	-	-	-	-	-
NexBank ICS Savings	41,410,672	40,747,261	-	-	663,411	-	-
Veritex Bank MMA	25,746	25,746	-	-	-	-	-
Dreyfus Gov't MMF	1,357,103	-	-	-	-	-	-
TexPool	24,987,940	14,656,257	1,463,091	597,403	1,273,795	25,095	2,741
10/27/23-Frost Bank CD	3,000,000	3,000,000	-	-	-	-	-
11/09/23-FFCB	2,486,957	2,486,957	-	-	-	-	-
11/10/23-East West Bank CD	2,086,583	2,086,583	-	-	-	-	-
12/27/23-East West Bank CD	2,029,727	2,029,727	-	-	-	-	-
01/31/24-Veritex Bank CD	8,000,000	8,000,000	-	-	-	-	-
03/28/24-East West Bank CD	3,001,411	3,001,411	-	-	-	-	-
05/02/24-East West Bank CD	3,028,040	3,028,040	-	-	-	-	-
05/02/24-East West Bank CD	2,041,312	-	2,041,312	-	-	-	-
05/02/24-Bank OZK CDARS	2,040,850	-	-	-	-	-	-
05/02/24-Bank OZK CDARS	1,020,425	-	-	-	-	-	-
06/27/24-Third Coast Bank CD	1,014,115	-	1,014,115	-	-	-	-
06/27/24-Third Coast Bank CD	1,014,115	-	-	-	-	-	-
07/29/24-East West Bank CD	2,019,864	-	-	-	-	-	-
08/02/24-American Nat'l Bank & Trust CD	5,102,481	5,102,481	-	-	-	-	-
09/30/24-East West Bank CD	5,002,306	5,002,306	-	-	-	-	-
10/31/24-Texas Bank CD	5,097,508	5,097,508	-	-	-	-	-
12/27/24-Third Coast Bank CD	2,026,718	2,026,718	-	-	-	-	-
03/27/25-Third Coast Bank CD	5,066,795	5,066,795	-	-	-	-	-
06/27/25-Third Coast Bank CD	1,012,855	-	1,012,855	-	-	-	-
06/27/25-Third Coast Bank CD	5,064,274	5,064,274	-	-	-	-	-
06/27/25-Third Coast Bank CD	2,025,710	-	-	-	-	-	-
Totals	\$ 144,433,220	\$ 119,653,501	\$ 5,531,373	\$ 597,903	\$ 1,937,206	\$ 25,095	\$ 2,741

Allocation
September 30, 2023

(Continued)

Market Value	TWDB 2020C	ARPA/CLFR funds	Self-Insurance Fund	Unreimbursed Medical
Frost DDA	\$ —	\$ —	\$ —	\$ —
Wells Fargo Cash	—	—	198,272	39,505
Wells Fargo Sweep-MMF	—	—	—	—
SSB MMA 7888	—	—	—	—
NexBank ICS Savings	—	—	—	—
Veritex Bank MMA	—	—	—	—
Dreyfus Gov't MMF	1,357,103	—	—	—
TexPool	—	3,718,722	3,250,837	—
10/27/23–Frost Bank CD	—	—	—	—
11/09/23–FFCB	—	—	—	—
11/10/23–East West Bank CD	—	—	—	—
12/27/23–East West Bank CD	—	—	—	—
01/31/24–Veritex Bank CD	—	—	—	—
03/28/24–East West Bank CD	—	—	—	—
05/02/24–East West Bank CD	—	—	—	—
05/02/24–East West Bank CD	—	—	—	—
05/02/24–Bank OZK CDARS	—	2,040,850	—	—
05/02/24–Bank OZK CDARS	—	—	1,020,425	—
06/27/24–Third Coast Bank CD	—	—	—	—
06/27/24–Third Coast Bank CD	—	1,014,115	—	—
07/29/24–East West Bank CD	—	—	2,019,864	—
08/02/24–American Nat'l Bank & Trust CD	—	—	—	—
09/30/24–East West Bank CD	—	—	—	—
10/31/24–Texas Bank CD	—	—	—	—
12/27/24–Third Coast Bank CD	—	—	—	—
03/27/25–Third Coast Bank CD	—	—	—	—
06/27/25–Third Coast Bank CD	—	—	—	—
06/27/25–Third Coast Bank CD	—	—	—	—
06/27/25–Third Coast Bank CD	—	2,025,710	—	—
Totals	\$ 1,357,103	\$ 8,799,396	\$ 6,489,398	\$ 39,505

**Investment Policy Compliance
December 31, 2023**

Authorized Investments	Maximum %	Actual Market Value	% of Portfolio	Status
Financial Institution Deposits	80%	\$ 65,608,401	42%	Pass
Repurchase Agreements	40%	–	0%	N/A
Money Market Bank Accounts	80%	53,823,102	34%	Pass
U.S. Treasury Notes/Bonds/Bills	100%	–	0%	N/A
U.S. Agencies	80%	–	0%	N/A
Money Market Mutual Funds	40%	7,294,401	5%	Pass
Local Gov't Investment Pools	80%	30,769,041	20%	Pass
State or Municipal Obligations	40%	–	0%	N/A
Total		\$ 157,494,946	100%	