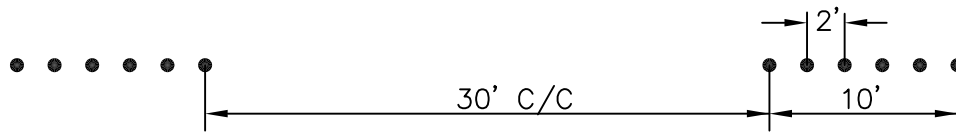


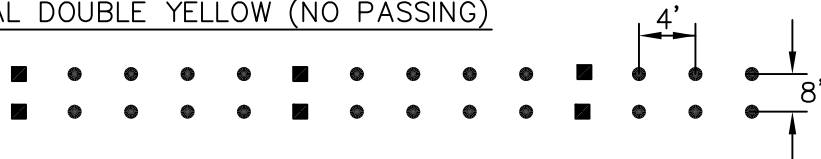
TYPICAL DASH LINE

10 FT. DASH WITH 6 BUTTONS ON 2 FT. CENTERS
30 FT. SPACES



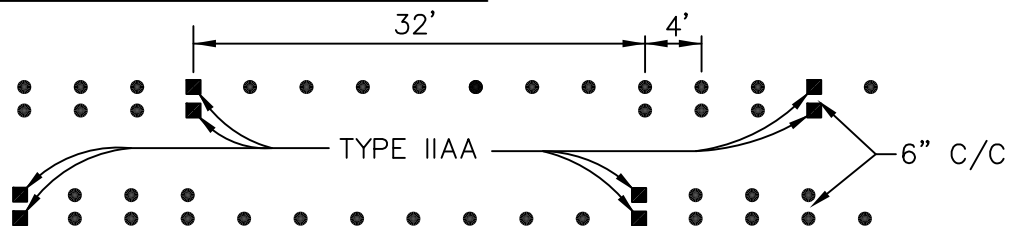
NOTE: LEAD BUTTONS TO BE REFLECTIVE TYPE IC OR TYPE IA.
ALL OTHER BUTTONS TYPE "W" OR "Y", AS SPECIFIED ON PLANS.

TYPICAL DOUBLE YELLOW (NO PASSING)



NOTE: BUTTONS TO BE INSTALLED ON 4 FT. CENTERS, 8 INCHES APART.
LINE TO TERMINATE FOR INTERSECTIONS. BUTTONS TO BE TYPE "Y" WITH TYPE IIAA
BUTTONS ON 20 FT. CENTERS. TYPE IIAA BUTTONS TO BE USED AT THE START AND
END OF STRIPES AT INTERSECTIONS.

TYPICAL CONTINUOUS LEFT TURN LANE



NOTE: ALL BUTTONS TO BE TYPE "Y" AND TYPE IIAA. OUTSIDE LINE TO BE ON
4 FT. CENTERS AS ABOVE. INSIDE DASH TO BE ON 4 FT. CENTERS AS ABOVE.
TYPE IIAA BUTTONS AT START OF EACH DASH TO MATCH TYPE IIAA BUTTONS
IN THE LINE. LINES AND DASHES TO TERMINATE AT INTERSECTIONS WITH TYPE
IIAA BUTTONS.

SPECIAL PROVISIONS:

1. BUTTONS AS PER ITEM 672 TXDOT STD. SPECS. 2004.
2. ADHESIVE – TYPE II M AS PER ITEM 672 TXDOT STD. SPECS. 2004.
3. CONSTRUCTION – AS PER ITEM 672.3 TXDOT STD. SPECS. 2004.
4. ALL CONCRETE STREETS TO BE SAND BLASTED BEFORE BUTTON APPLICATION.
5. DESIGN TO BE APPROVED BY CITY OF KELLER.
6. COLOR OF BUTTONS TO BE FURNISHED AND INSTALLED IN ACCORDANCE WITH THE APPLICABLE PROVISIONS OF THE TEXAS MANUAL ON UNIFORM TRAFFIC CONTROL DEVICES.
7. SIZE OF ALL BUTTONS TO BE FOUR (4") INCHES IN DIAMETER UNLESS OTHERWISE SPECIFIED.



PAVING CONSTRUCTION DETAILS
PAVEMENT MARKING

REVISION DATE:
2/9/2009

SHEET: P-21